

TESTED FOR

HY-LITE BLOCK WINDOWS
101 California Avenue
Beaumont, CA 92223-2812

Report No. : A99F-183
Date : December 21, 1999
Page : 1 of 2

ADDENDUM REPORT

Addendum to FTL Report No. A97F-081

1.0 PURPOSE

The purpose of this report is to present the testing methods employed and test results obtained during the performance testing of one (1) Aluminum Thermally Broken Fixed Window described in paragraph 4.0 of this report.

2.0 TEST REFERENCES

2.1 Voluntary Specifications for Aluminum, Vinyl (PVC) and Wood Windows and Glass Doors:
AAMA/NWWDA 101/I.S.2-97: Optional Performance Grade F - HC 80 50 x 50*

3.0 SUMMARY

The test results in paragraph 5.0 indicate that the test sample described in paragraph 4.0 of this report complied with the performance requirements of the above referenced specifications.

4.0 SAMPLE SUBMITTED

SERIES:

800 Thermally Broken Fixed Window

CONFIGURATION:

One fixed block lite composed of 6 columns and 6 rows of individual block lites.

FRAME SIZE:

50.00" x 50.00"

DAYLIGHT OPENING:

47.75" x 47.75"

GLAZING MATERIAL:

8" x 8" x 3" thick translucent acrylic blocks with a sealed air space.

GLAZING:

The perimeter of the composite block lite was wet glazed to the frame from the interior and the exterior with a thermal plastic sealant.

The individual block lites were sealed to each other from the interior and the exterior with a thermal plastic sealant.

WEEPAGE:

None.

WEATHERING:

None.

HARDWARE:

None.

CONSTRUCTION: Individual block lites were stacked together vertically and horizontally, to form the overall composite size. When stacking, the blocks were mechanically fastened together, at each inside and outside corner, with an I-shape plastic key that fit into built-in slots at each block corner.

The perimeter of the composite block lite fit into the aluminum frame such that the frame inner legs served as stops for the composite block lite. In addition, the blocks along the jambs contained their respective I-shape keys at the corners that protruded into the channels created by the most outer and inner legs of the aluminum frame.

The aluminum frame corners were sealed full profile and fastened with a pair of screws.

ANCHORING: The frame nail-on fin was sealed and anchored to the 2" x 6" wood rough opening with screws every 16 inches on center full perimeter. Wood furring was applied over the nail-on fin and fastened with screws every 16 inches.

5.0 TEST PROCEDURES AND RESULTS

5.1 All testing procedures were performed in accordance with the performance requirements of the test specifications referenced in paragraph 2.0 of this report.

5.2 OPTIONAL PERFORMANCE GRADES

4.3	Water Penetration (ASTM E 547 & ASTM E 331) 12.00 PSF	No Leakage	No Leakage
4.4.2	Uniform Load Structural (ASTM E 330) 120.0 PSF POS 120.0 PSF NEG	No Damage No Damage	No Damage No Damage

For a complete description of the tested sample refer to the attached cross section drawings.

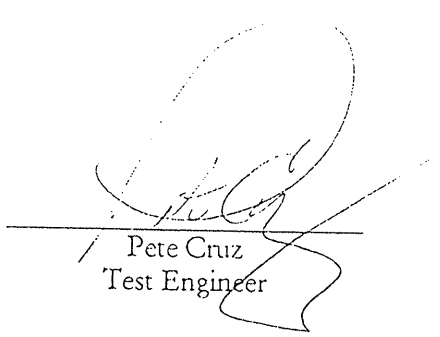
Assembly and die drawings of frame members are on file and have been compared to the sample submitted. Test sample sections, drawings, and a copy of this report will be retained at the test laboratory for four years.


This test report may not be modified in any way without the written consent of Fenestration Testing Laboratory.

The preceding test results were obtained by using the applicable ASTM Test Methods. This report does not constitute Certification of this product. Certification can only be granted by an approved Administrator and/or Validator.

Testing Completed: December 21, 1999

Report Completed: December 21, 1999


Pete Cruz
Test Engineer


Reginaldo Espinoza
Test Technician

Report No. : A99F-183

Page : 2 of 2

CONSTRUCTION: Individual block lites were stacked together vertically and horizontally, to form the overall composite size. When stacking, the blocks were mechanically fastened together, at each inside and outside corner, with an I-shape plastic key that fit into built-in slots at each block corner.

The perimeter of the composite block lite fit into the aluminum frame such that the frame inner legs served as stops for the composite block lite. In addition, the blocks along the jambs contained their respective I-shape keys at the corners that protruded into the channels created by the most outer and inner legs of the aluminum frame.

The aluminum frame corners were sealed full profile and fastened with a pair of screws.

ANCHORING: The frame nail-on fin was sealed and anchored to the 2" x 6" wood rough opening with screws every 16 inches on center full perimeter. Wood furring was applied over the nail-on fin and fastened with screws every 16 inches.

5.0 TEST PROCEDURES AND RESULTS

5.1 All testing procedures were performed in accordance with the performance requirements of the test specifications referenced in paragraph 2.0 of this report.

5.2 OPTIONAL PERFORMANCE GRADES

4.3	Water Penetration (ASTM E 547 & ASTM F 331)		
	12.00 PSF	No Leakage	No Leakage
4.4.2	Uniform Load Structural (ASTM E 330)		
	120.0 PSF POS	No Damage	No Damage
	120.0 PSF NEG	No Damage	No Damage

For complete description of the tested sample refer to the attached cross section drawings.


Assembly and die drawings of frame members are on file and have been compared to the sample submitted. Test sample sections, drawings, and a copy of this report will be retained at the test laboratory for four years.


This test report may not be modified in any way without the written consent of Fenestration Testing Laboratory.

The preceding test results were obtained by using the applicable ASTM Test Methods. This report does not constitute Certification of this product. Certification can only be granted by an approved Administrator and/or Validator.

Testing Completed: December 21, 1999

Report Completed: December 21, 1999


Pete Cruz
Test Engineer

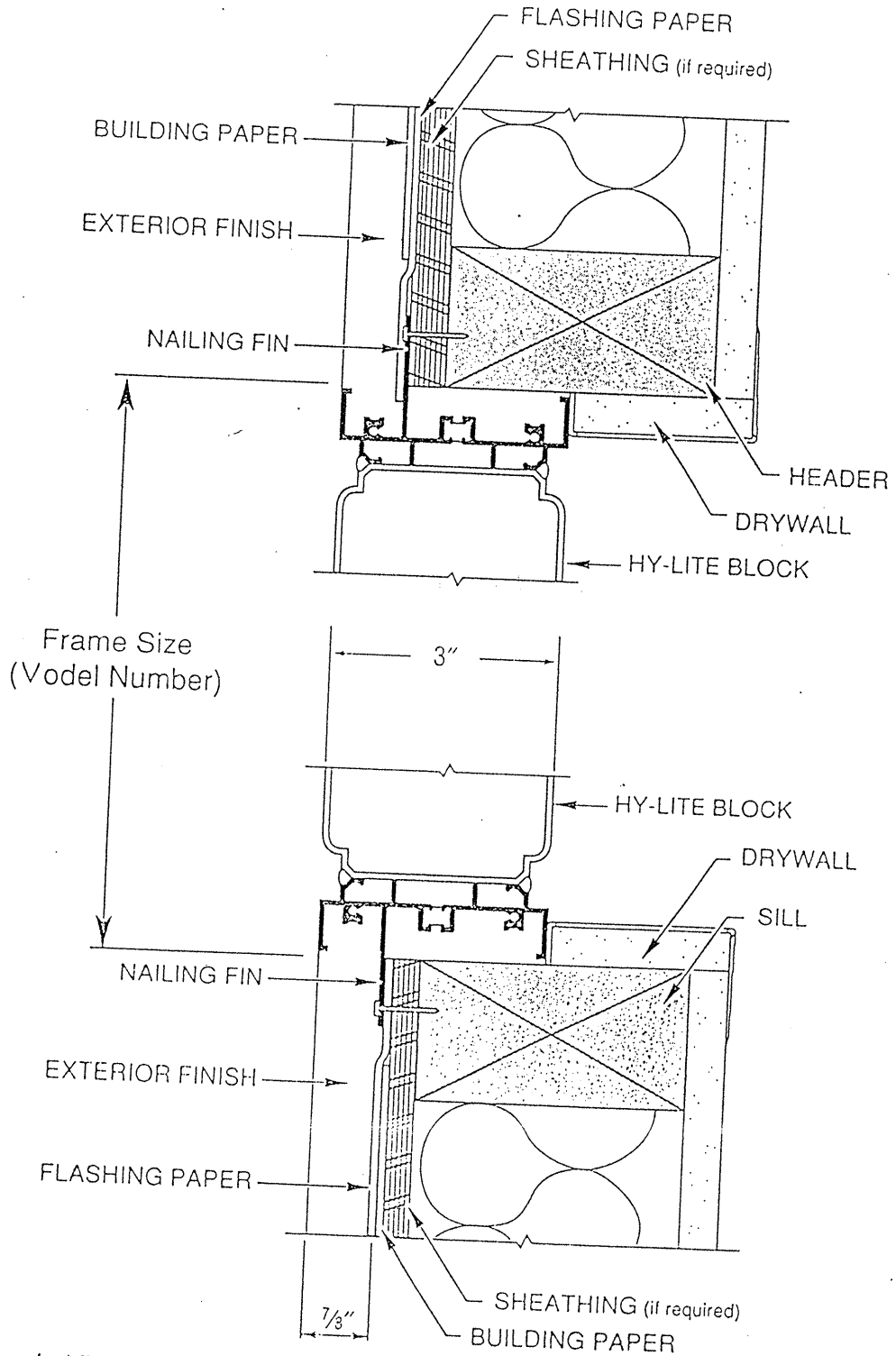

Reginaldo Espinoza
Test Technician

600 & 800 SERIES

Aluminum Framed Windows by Hy-Lite®

FENESTRATION TESTING LAB
REPORT NO.: A99F-183
DATE: 12-23-99

7/8" Nailing Fin Installation



Recommended Rough Opening:
Frame Size + 3/4"



**FENESTRATION
TESTING
LABORATORY**

780 E. Francis St., Unit "T", Ontario, CA 91761 • Ph. (909) 923-6260 • Fax (909) 923-6262

LETTER OF AUTHORIZATION




FROM:	Karl Hatrak (Hy-Lite Block Windows)
TO:	Fenestration Testing Laboratory

I have reviewed the entire AAMA/NWWDA 101/I.S.2-97 test report, **A99F-183** prepared by Fenestration Testing Laboratory on December 21, 1999.

I am completely satisfied with the contents of the report and take the responsibility for the accuracy of all the information provided to the laboratory.

I approve and authorize **Fenestration Testing Laboratory** to issue this report to the Inspection Agency.

Name of Inspection Agency:	Associated Laboratories, Inc.
Contact:	

Signature Title Date

* Please fax this authorization letter to **Fenestration Testing Laboratory**. Our fax number is (909) 923-6262, in order for our laboratory to send your report to the Inspection Agency.

Thank You

TRANSMITTAL

TO:	Mr. Karl Hatrak	MANUFACTURER:	Hy-Lite Block Windows
FROM:	Mayra E. Aguirre/Office Manager	DATE:	January 13, 2000
RE:	Test Report		

Dear Mr. Hatrak:

Enclosed is the hard copy of the following test report for **HY-LITE BLOCK WINDOWS**:

<u>Report Number</u>	<u>Series</u>	<u>Rating</u>
A99F-183	800 Thermally Broken Fixed Window	F - HC 80

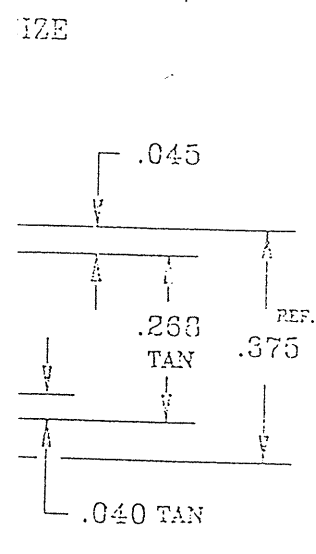
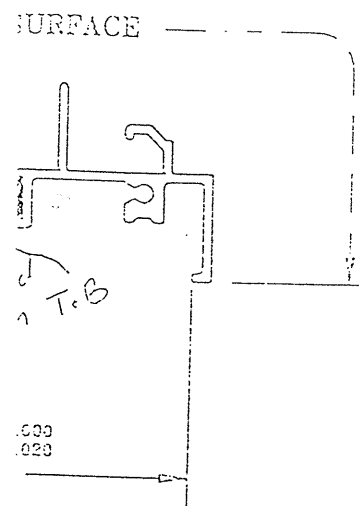
Please review this report. If it is for certification, please sign the enclosed letter of authorization and fax to me at your earliest convenience. I will then proceed to submit this test report to Associated Laboratories, Inc.

Please let me know if there are any questions regarding this transmittal.

Thank you for your time and have a wonderful day.

Sincerely,

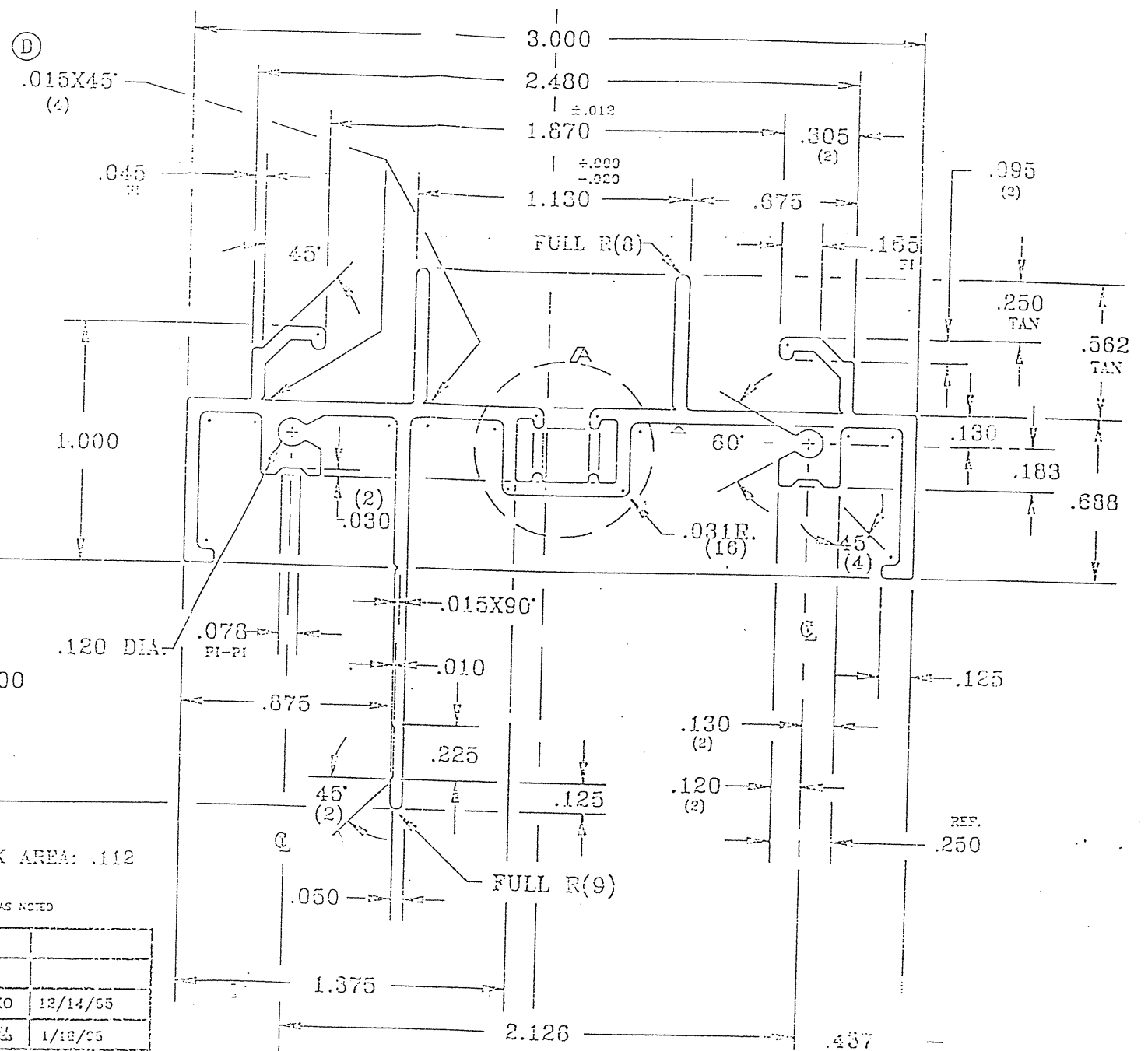
Mayra E. Aguirre
Office Manager



-.031R. TYP.
THERMAL BREAK AREA: .112

NOTE: © .056 UNM. WALL EXCEPT AS NOTED UNMARKED CORNERS .010 R.

REV.	REVISION	BY	DATE
7374			
2-8	D ADDED .015X45° (4) WT/FP. WAS 200 P. 2.730	KO	12/14/55
9X1	C REVISED/REWORKED WAS .032 WT/FP WAS 147 P. 2.730	WLS	1/12/55
-T5	B ADDED DETAIL TO ACTUAL SIZE	WLS	2/10/54
	LET.		
-LITE BLOCKS		SCALE 2:1	PART NO.
FRAME			DIE NO. 7374



SYM
EXC. AS NOTED

FENESTRATION TESTING LAB
REPORT NO.: A99F-183
DATE: 12 20 55