
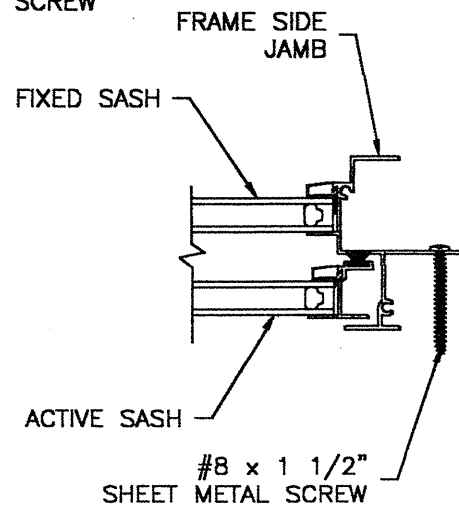
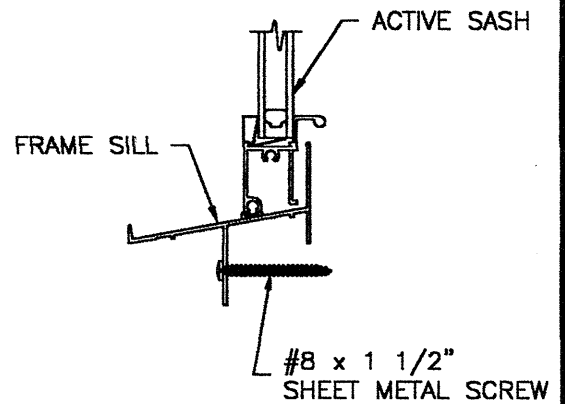
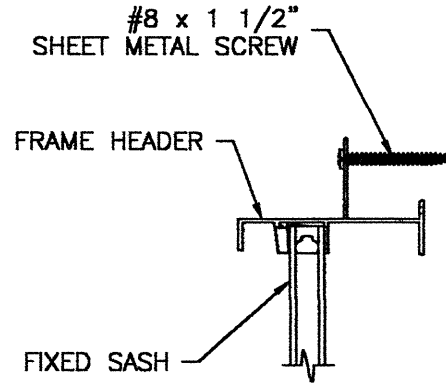
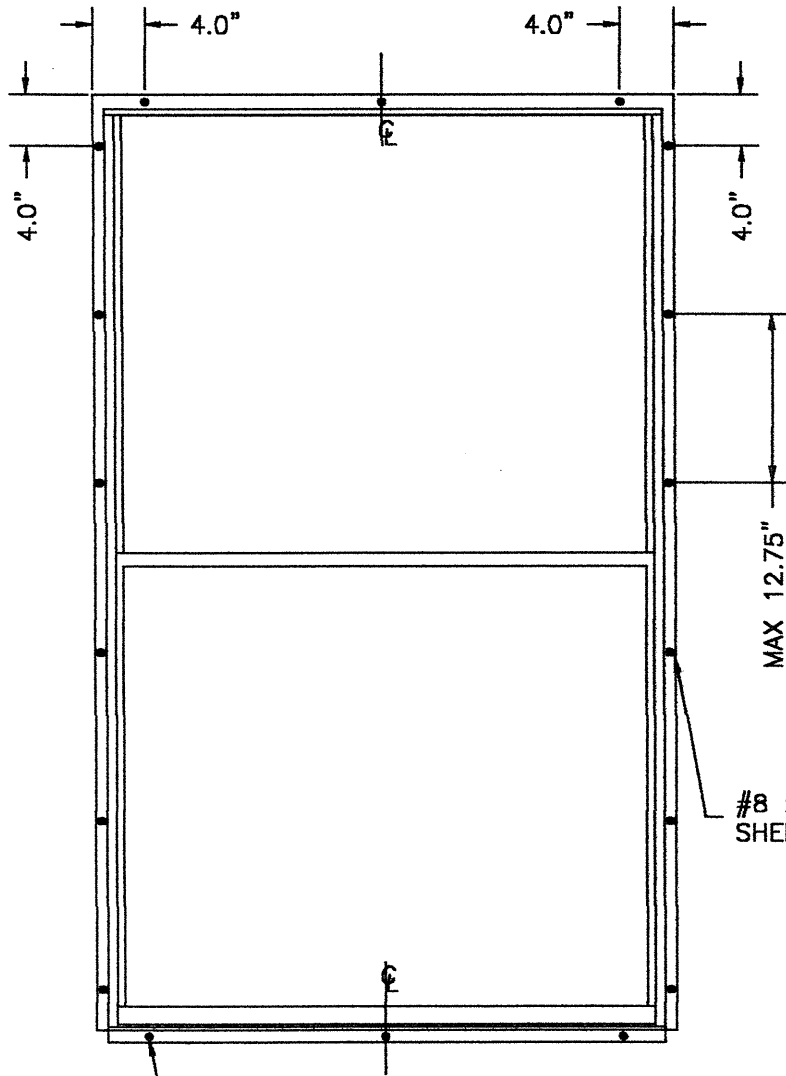
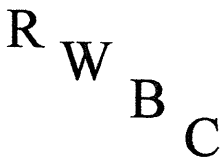


Mayfair Windows & Doors Series 510/550
Single Hung Extruded Aluminum Fin Frame Windows
Maximum Size Up To 44.0" x 72.0"





R W Building Consultants, Inc.
 Consulting and Engineering Services for the Building Industry

P.O. Box 230 Valrico, FL 33594 Phone 813.684.3831

Facsimile 813.684.3954

ENGINEER'S NOTICE OF EVALUATION # MSH-101F

Mayfair Window & Doors
 4100 Cameron Street
 Lafayette, LA 70506
 Phone 800.999.2470 Facsimile 337.235.6657

DESCRIPTION OF UNIT

Model Designation: Single Hung Extruded Aluminum Fin Frame Window Series 510 / 550

Maximum Overall Nominal Size: up to 44.0" x 72.0" **Usable Configurations:** $\frac{O}{X}$

General Description: The jambs are extruded aluminum with a minimum wall thickness of 0.047". The 510 series is glazed with 1/8" clear annealed glass and the 550 series is glazed with 1/2" insulated clear annealed glass. The active sash stiles and top rail are weather-stripped on the exterior sides with a fin seal. The bottom of the operable sash has a 0.350" high vinyl bulb. The sash is operated with a spiral balance system and locked with two locks located on the meeting rail. The window frames are coped corner construction and fastened with two #8 x 3/4" SMS at each frame head and sill corners. The window is weeped with two 3/4" weep notches located one at each end of the sill screen retainer leg.

FBC Section 1707 Materials and Assembly Tests:
 (1707.4.2 Exterior Windows and Glass Doors)

Test	Description	Test Location	Date	Report No.	Certifying Technician
ASTM E330	Uniform Static Air Pressure	Mid America Testing Certified Testing Laboratories	December 6, 2001 August 20, 2001	01085W-A CTLA-704WR	Travis Swisshelm, Tech. James Blakely, VP
AAMA 1302.5	Forced Entry	Certified Testing Laboratories	August 20, 2001	CTLA-704WR	James Blakely, VP
ASTM E331	Water Penetration	Certified Testing Laboratories	August 20, 2001	CTLA-704WR	James Blakely, VP
ASTM E283	Air Infiltration	Certified Testing Laboratories	August 20, 2001	CTLA-704WR	James Blakely, VP
TAS 201/203	**Large Missile Impact/Cycling	NA	NA	NA	NA

** This product does not meet windborne debris criteria.

Design Pressure Ratings:

Configuration	Maximum Size	Design Pressure Ratings
Single Hung	Up To 44" x 72"	+35.00 -35.00

Installation and Anchoring: See reverse side this page

Use

1. Evaluated for use in locations adhering to the Florida Building Code and where pressure requirements as determined by ASCE 7 Minimum Design Loads for Buildings and Other Structures do not exceed the design pressure ratings listed above.
2. For Masonry installations where the sub-buck is less than 1-1/2 inches (FBC section 1707.4.4 Anchorage Methods and sub-sections 1707.4.4.1 and 1707.4.4.2) same diameter Tapcon type concrete anchors must be substituted and the length must be such that a minimum 1-1/4" engagement of the Tapcon into the masonry wall is obtained.

Certification: Florida Professional Engineer - Seal No. 43409

April 20, 2002

Lyndon F. Schmidt

19506 French Lace Drive

Lutz, FL 33558

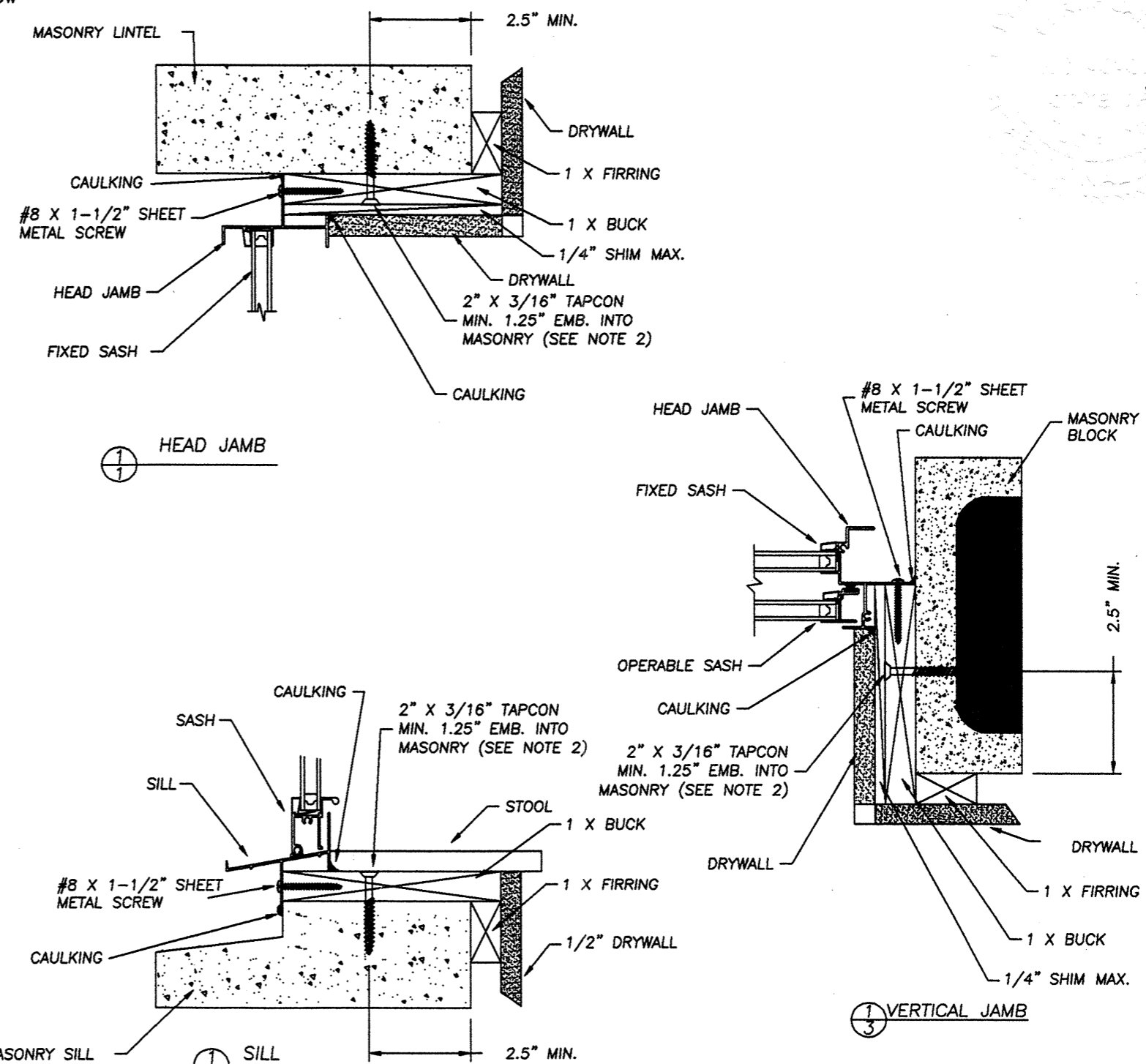
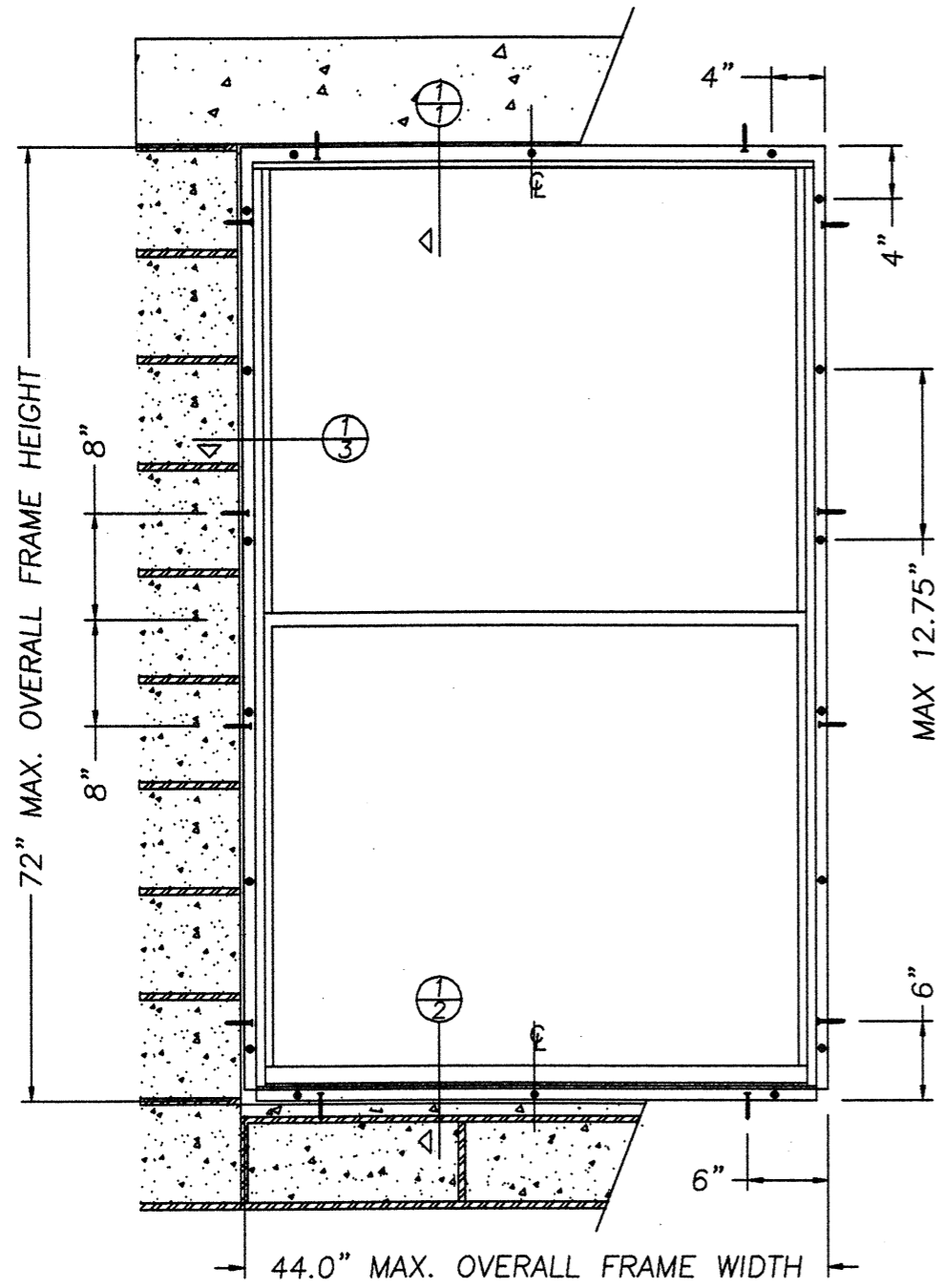
MODEL DESIGNATION: Mayfair 510/550 Series Single Hung Aluminum Window

MAXIMUM OVERALL NOMINAL SIZE: Single up to 44" x 72"

DESIGN PRESSURE RATING: Anchors: Positive 35.0 PSF Negative 35.0 PSF
 Windows: Design Pressure Ratings Vary; See Corresponding Test Report, Dade NOA or Florida, P.E. Evaluation.

USABLE CONFIGURATIONS: 0
X

GENERAL DESCRIPTION: The head and side jambs are extruded Aluminum. The nailing flange is 0.047" thick.



- NOTE:**
1. This installation has been evaluated for use in locations adhering to the Florida Building Code and where pressure requirements as determined by ASCE 7 Minimum Design Loads for Buildings and Other Structures do not exceed the design pressure ratings listed herein.
 2. When using a 2 X buck, the 2" tapcon type anchor must be changed to a 3" tapcon type anchor to allow for minimum 1-1/4" embedment into the masonry.
 3. All fastener heads on the exterior side of Nail Fin will need to be caulked to prevent leaking and corrosion.
 4. Both exterior bottom corners of the frame at the buck must be caulked to prevent moisture damage.
 5. Wall dressing at exterior flanges *By Others*.

4-20-04
R.W.
 Lyndon F. Schmidt
 Florida P. E. No. 43409
 19506 French Lace Drive
 Lutz, FL 33558

Mayfair Windows & Doors
 4100 Cameron Street
 Lafayette, LA 70506
 PH. 800.999.2470

ANCHORING CROSS SECTIONS
 FOR 1X BUCK TO MASONRY
 SINGLE OR DOUBLE HUNG
 ALUMINUM WINDOW

RW BUILDING
 CONSULTANTS, INC.
 813.684.3831

DATE: 4/12/02
 SCALE: N.T.S.
 DWG. BY: W.L.N.
 CHK. BY: R.W.
 DRAWING NO.: M-101
 SHEET 1 OF 1