

# TABLE OF CONTENTS

## REVENUES

|                                  |      |
|----------------------------------|------|
| ECONOMIC UPDATE .....            | 2-3  |
| FORECASTING PROCEDURES .....     | 2-4  |
| REVENUE CATEGORIES .....         | 2-9  |
| SUMMARY OF REVENUES BY FUND..... | 2-11 |

**ORANGE**  
  
**COUNTY**  

---

**GOVERNMENT**  

---

**F L O R I D A**

## **ECONOMIC UPDATE**

The most recent census in 2000 officially placed Florida as the fourth most populous state in the United States. Florida also ranked third in a nationwide comparison of estimated population growth rates during the period 2000 to 2005 with a rate of 11.3%. This represents more than 1 million people. The only two states with higher growth rates are Nevada and Arizona.

Orange County's population grew over 32.0% from 1990 to 2000, a growth of almost 219,000 people. As part of a four-county metropolitan statistical area including Lake, Osceola, and Seminole counties, Orange County is the largest, hosting over 54% of the area's total population of over 1.6 million. Orange County's population is estimated to have grown by almost 16.4% between 2000 and 2005.

An estimated total of 47.8 million people visited the Metro Orlando area in 2006, representing a decrease of 3.1% compared to 2005. Of that total, approximately 45.1 million were domestic visitors and approximately 2.7 million were international visitors. The tourism industry is the largest employer in the Metro Orlando area and is expected to continue to contribute to the net growth in Orange County for the foreseeable future.

Further enhancing the area's drawing power, the Orange County Convention Center, one of the largest convention centers in the United States, offers an enormous 2.1 million square feet of exhibition space striving to maintain and improve Orange County's strong position in the convention industry.

Orange County continues to be recognized as one of the top locations in the country for business. It is one of the most dynamic and exciting places in the country to live and work. The region has an established and prospering foundation for commerce, a superior quality of life, an ample supply of skilled labor, pro-business government, quality education at all levels, and a multi-modal transportation system.

Although property tax reform has constrained the growth of property tax revenue, the continued healthy growth in our community's property values is still most welcome. We continue to closely monitor all of our major revenue sources, keeping a watchful eye on a variety of uncertainties in our economic landscape. We have prepared a conservative budget and fully intend to continue our emphasis on efficiencies and close attention to revenue and expenditure performance.

Sources: 2006 Florida Statistical Abstract  
Orlando/Orange County Convention & Visitors Bureau

# FORECASTING PROCEDURES

The Office of Management and Budget develops revenue forecasts by reviewing current and projected economic data, historical trends of specific revenue sources, and input from operating departments responsible for collecting the revenue. State revenue estimates are analyzed and modified to reflect local experience.

Ad valorem (property tax) revenue is calculated from actual tax roll information certified by the Orange County Property Appraiser and millage rates approved by the Board of County Commissioners. This revenue, which is undergoing significant change due to property tax reform efforts, will increase slightly for FY 2007-08.

The half-cent sales tax revenue is projected to decrease for FY 2007-08. The performance of this significant revenue source is directly related to sales tax receipts generated within Orange County and the county's unincorporated population as a percentage of the whole.

Similarly, the revenue from state revenue sharing, consisting primarily of state sales tax revenue, is also projected to decrease in FY 2007-08.

Revenues from the four main gas taxes received by Orange County take into account gallons per capita, growth, and the idiosyncrasies of the state's distribution formulas. Gas tax revenue budgets for FY 2007-08 are decreasing slightly from their FY 2006-07 levels.

Performance of capital impact fees is expected to decline for FY 2007-08.

Local Option Tourist Development Tax is expected to continue positive growth in FY 2007-08.

Forecasted public service tax and communication services tax revenue assumes actual revenue for recent years is typical and anticipates continued population growth. Projections for these revenues reflect an increase for FY 2007-08.

Interest revenue was conservatively projected at about 4% annual interest rate using forecasted revenues available for investment.

Interfund transfers track the flow of various revenue sources between funds. The interfund transfer schedule is based on revenue availability and funding required in individual funds.

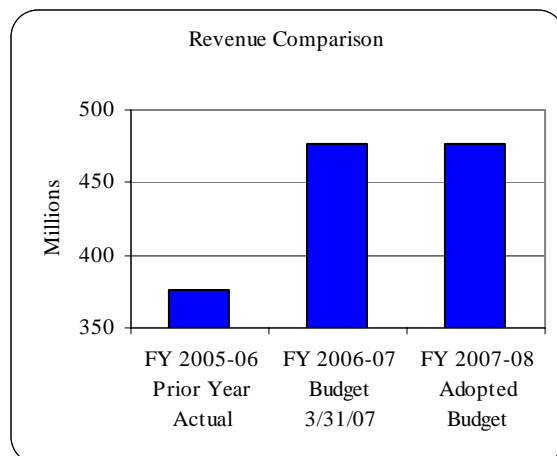
## MAJOR REVENUE SOURCES

### Ad Valorem Taxes

This revenue is derived from the levy of taxes on personal tangible property and real property. Countywide ad valorem receipts are budgeted at \$476,685,601 for FY 2007-08, a 0.5% increase over FY 2006-07 proceeds. The increase results from the net effect of reductions due to property tax reform and growth due to new construction.

The countywide ad valorem millage supports Orange County's General Fund, the Capital Projects Fund, and the Parks Fund.

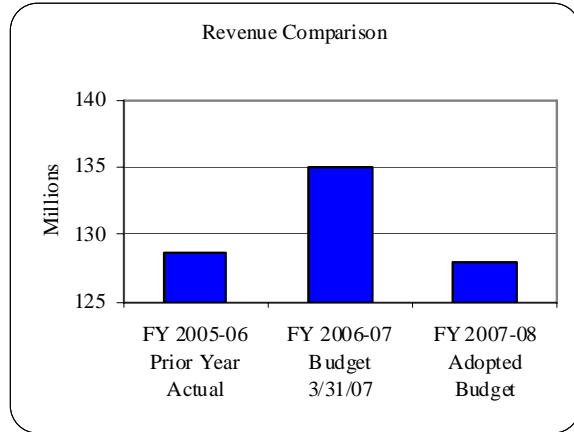
In addition to the countywide millage levy, Orange County has several dependent taxing districts, two



independent taxing districts, and numerous municipal service taxing units (MSTU's). Other projected ad valorem collections and millage levies are shown in the Budget in Brief section of this document.

### Half-Cent Local Government Sales Tax

In October 1982, Orange County began receiving a distribution of funds equal to 9.653% of net sales tax collections (approximately one-half cent of the net sales tax collected in Orange County). These funds are collected and distributed on a monthly basis by the Florida Department of Revenue. Then, due to state implementation of Revision 7 to Article V legislation, the distribution percentage of sales tax revenue decreased by approximately 8.7% (down from 9.653% to 8.814%) as of July 1, 2004.



Funds distributed to each county are proportioned as follows:

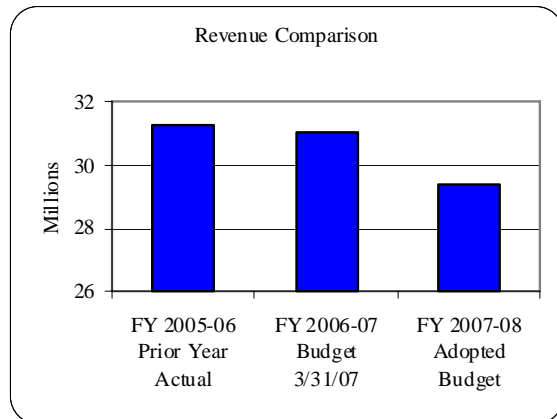
$$\text{Distribution Factor} = \frac{\text{Unincorporated County Population} + \frac{2}{3} \text{ Incorporated Population}}{\text{Total County Population} + \frac{2}{3} \text{ Incorporated Population}}$$

$$\text{County Share} = \text{Distribution Factor} \times \text{Half-Cent Sales Tax Collected in County.}$$

The FY 2006-07 sales tax revenue is expected to fall short of its budget of \$135,025,879. Orange County's half-cent sales tax revenue is budgeted at \$128,000,000 for FY 2007-08.

### State Revenue Sharing

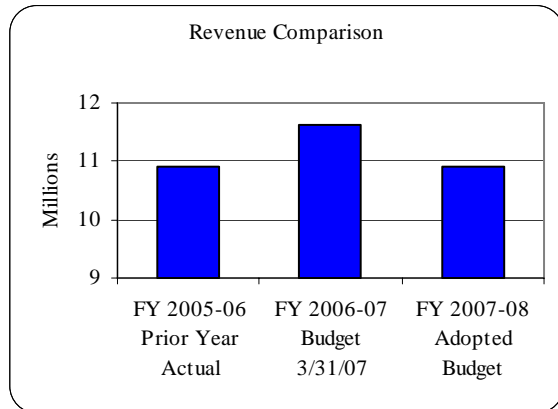
The Florida Revenue Sharing Act of 1972 originally earmarked two revenue sources for sharing with counties: 2.9% of net cigarette tax collections and 41.3% of net intangible tax collections. Effective FY 1999-00, the State of Florida eliminated intangible taxes as a source of county revenue and replaced that revenue stream with an increased distribution of state sales tax. Then, due to state implementation of Revision 7 to Article V legislation, the distribution percentage of the sales tax portion of this revenue decreased by approximately 9.2% (down from 2.25% to 2.044%) as of July 1, 2004.



The FY 2006-07 revenue from State Revenue Sharing fell slightly short of its budget of \$31,081,000. For FY 2007-08 this revenue is budgeted at \$29,440,000.

## Constitutional Gas Tax

Constitutional Gas Tax is collected by the Florida Department of Revenue and is transferred by the State Board of Administration (SBA) to the counties. This is a tax of two cents per gallon on gasoline. The distribution factor is calculated based on a formula contained in Article XII of the Constitution. The formula calculates the sum of three weighted ratios. One fourth is the ratio of county area to state area. One fourth is the ratio of the county population to state population. And one half is the ratio of the total Constitutional Gas Tax collected in each county to the total collected in all counties of the state during the previous fiscal year.

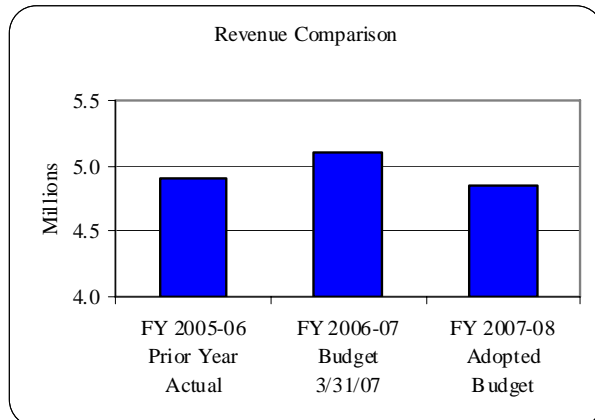


Distribution is divided into two parts, an 80% portion and a 20% portion. The SBA is entitled to keep the 80% portion to meet debt service requirements. However, the SBA does not administer bond issues for Orange County. Orange County, therefore, receives both portions of this tax. Fund 1003/Constitutional Gas Tax Fund receives the 80% portion and Fund 1002/Transportation Trust Fund receives the 20% portion.

Total Constitutional Gas Tax is budgeted at \$10,915,000 for FY 2007-08, a slight decrease from the FY 2006-07 level of \$11,640,000.

## County Gas Tax

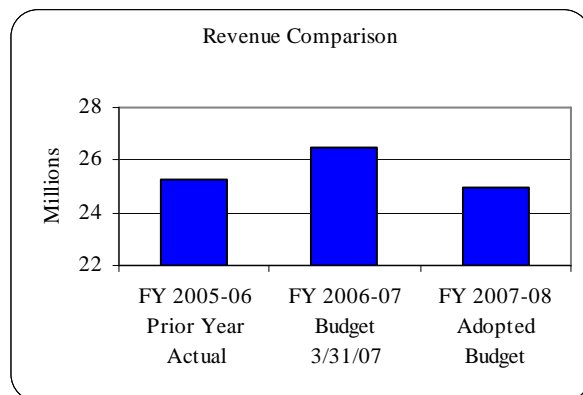
County Gas Tax is a one-cent per gallon tax on gasoline. It is distributed to counties by the Florida Department of Revenue based on the same formula used to distribute Constitutional Gas Tax. Up through FY 2001-02, this revenue was budgeted in the Gas Tax Revenue 1977 Debt Service Fund (Fund 2312). Beginning FY 2002-03 the County Gas Tax revenue was budgeted in the Transportation Trust Fund due to the completion of related debt service payments. For FY 2007-08 County Gas Tax revenue is budgeted at \$4,850,000 decreasing slightly from the FY 2006-07 level of \$5,108,000.



## Local Option Gas Tax

A six-cent per gallon gas tax is levied in Orange County as provided by the Florida legislature. This tax is distributed according to annual population estimates presented by the Bureau of Economic and Business Research. Receipts are collected by the Florida Department of Revenue and distributed monthly to the local governments.

Local Option Gas Tax revenue is budgeted at \$25,000,000 for FY 2007-08 decreasing slightly from the FY 2006-07 level of \$26,479,000.



---

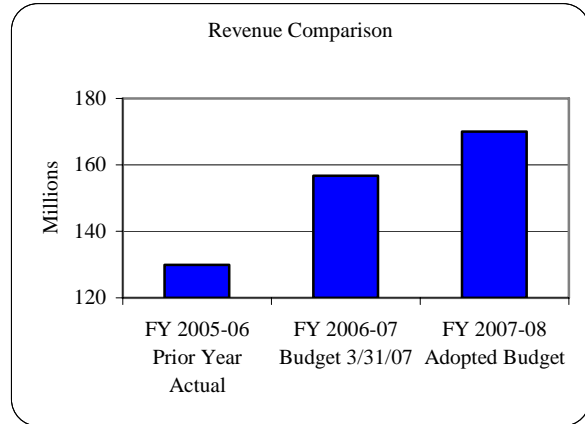
### Local Option Tourist Development Tax

On authority granted by the state legislature, Orange County has elected to levy a 6% tax on most rents, leases or lets, and living accommodations in hotels, motels, apartments houses, and mobile home parks which have been contracted for periods of six months or less. In FY 1991-92, Orange County assumed responsibility for enforcement of this tax and collection of the revenue

The first four cents of the 6% percent Tourist Development Tax is to be used exclusively for debt service on bonds issued for construction of the Orange County Convention Center and for promotion of tourism in the Orange County area.

The fifth cent was originally intended to finance a sports franchise facility and was placed in a separate trust fund. As of FY 2000-01, the fifth cent was combined with the first 4 cents in the Convention Center budget and required to be used first for funding the debt service for the Convention Center's Phase V expansion project. In FY 2005-06, the sixth cent was levied to fund the promotion of tourism and the construction, reconstruction or renovation of authorized community facilities. Until the collections for November 2008, all sixth cent Tourist Development Tax collections will be used to fund additional tourism advertising through the Orlando Orange County Convention and Visitors Bureau.

For FY 2007-08, the projected revenue for the 6% Tourist Development Tax is budgeted at \$170,005,076.

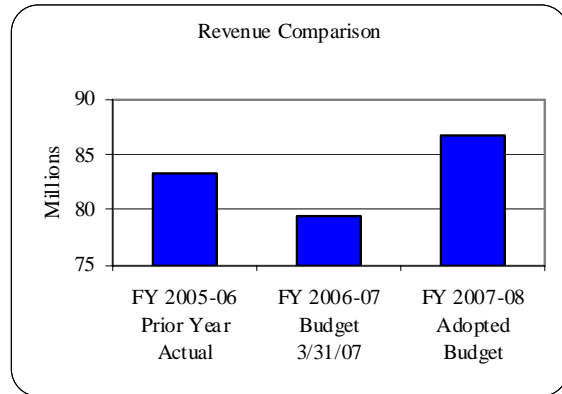


---

### Public Service Tax

Florida Statutes 166.231 authorizes municipalities and charter counties, such as Orange County, to levy a public service tax.

The Board of County Commissioners approved this tax in 1991. As of October 1991, the tax was levied on purchases of electricity, fuel oil, metered or bottled gas (natural liquefied petroleum gas or manufactured), water service, and telecommunication services. The 1993 State Legislature approved an exemption of the tax on fuel oil and gas for agricultural purposes, resulting in recurring savings for agricultural businesses. The 2000 State Legislature provided that communication services be subject to a uniform statewide tax rate and a local tax administered by the Florida Department of Revenue. This replaced the prior practice of local governments imposing public service tax on communications services and franchise fees on cable television providers, and was intended to have no adverse effect on net revenue. Public Service Tax (including Communication Services Tax) was budgeted at \$79,464,000 in FY 2006-07. For FY 2007-08, this revenue is budgeted at \$86,700,000.



---

### **Capital Impact Fees**

The Board of County Commissioners has instituted six (6) impact fees on new development: 1) Water and Sewer Connection Fee; 2) Fire Impact Fee; 3) Law Enforcement Impact Fee; 4) Transportation Impact Fee; 5) Parks and Recreation Impact Fee and, 6) School Impact Fee. School impact fees are remitted quarterly to the Orange County School Board. Other impact fees are used for the purchase and construction of capital assets. The latest of these capital impact fees is the Parks and Recreation Impact Fee adopted by the Board of County Commissioners in FY 2005-06.

### **Water and Sewer Service**

The Orange County Water and Wastewater Utilities System is an enterprise fund, and operates in a similar manner to a private business. Their normal operations are financed primarily by water and water reclamation charges to commercial, residential, and industrial customers. These charges taken as a whole would represent one of the largest revenue sources of Orange County, but all Utilities revenues are restricted in use, and are not available for general county expenditures. See the Utilities section of the budget book for an additional description of these revenues.

# **REVENUE CATEGORIES**

Revenues in this section have been categorized according to the uniform accounting system structured by the State of Florida. Categories include:

## **Taxes**

Charges levied by a local unit against the income or wealth of a person or corporation. Examples are ad valorem (property) taxes, local option gas taxes, and local option resort taxes.

## **Licenses and Permits**

Revenues derived from the issuance of local licenses and permits. Examples include occupational licenses and building permits.

## **Intergovernmental Revenue**

Revenues received from federal, state and other local government sources in the form of grants, shared revenues, and payments in lieu of taxes. Half-cent local sales tax, state revenue sharing, and state grants are examples.

## **Charges for Services**

All revenues stemming from charges for current services, excluding revenues of internal service funds. Examples are refuse collection fees, water and wastewater fees, park entrance fees, court fees, and excess fees from the Constitutional Officers.

## **Fines and Forfeitures**

Revenues received from fines and penalties imposed for the commission of statutory offenses, violation of lawful administrative rules and regulations, and for neglect of official duty. Examples include parking violations and code enforcement violations.

## **Miscellaneous Revenue**

Revenue from sources not otherwise provided in the above categories. Interest earnings, contributions, rents, and impact fees are examples of miscellaneous revenues.

## **Statutory Deduction**

Florida Statutes Chapter 129.01 requires counties to budget 95% of anticipated revenues. The calculated reduction therefore amounts to 5%. This deduction is applied against operating revenues in all funds except grant and internal service funds.

## **Interfund Transfers**

Transfers between individual funds of a governmental unit that are not repayable and are not considered charges for goods or services. An example is an interfund transfer from the Sales Tax Trust Fund (sales tax revenue) to the General Fund to support general county operations.

## **Bond/Loan Proceeds**

Revenue derived from the issuance of long-term debt, such as bonds or commercial paper. Proceeds are deposited into capital project funds and/or debt service funds.

## **Fund Balance**

Funds collected but not expended from the previous year. This balance carries forward to support current year activities. Refer to the Budget in Brief section of this document for additional information.

## **Other Non-Revenues**

Includes non-operating revenues such as repayment of a loan from the General Fund by a separate operating fund.

## **Internal Service Charges**

Revenues derived from goods and services furnished by central service agencies of the governmental unit to other departments of the same governmental unit. The three current Internal Service Funds in Orange County are Fleet Management, Risk Management, and Medical Benefits. Information Systems and Services, as well as Graphic Reproduction were previously Internal Service Funds that have been eliminated and moved into the General Fund.

## Summary of Revenues by Fund

|                                    | FY 2005-06<br>Prior Year<br>Actual | FY 2006-07<br>Budget<br>at 3/31/07 | FY 2007-08<br>Adopted<br>Budget |
|------------------------------------|------------------------------------|------------------------------------|---------------------------------|
| <b>Fund 0001 - GENERAL FUND</b>    |                                    |                                    |                                 |
| <b>REVENUES:</b>                   |                                    |                                    |                                 |
| Taxes                              | 344,037,708                        | 436,387,993                        | 434,700,034                     |
| Licenses and Permits               | 2,554,582                          | 3,036,800                          | 3,914,772                       |
| Intergovernmental Revenues         | 1,697,285                          | 1,489,500                          | 1,332,000                       |
| Charges for Services               | 65,274,835                         | 48,901,125                         | 48,880,331                      |
| Fines and Forfeitures              | 1,332,175                          | 533,680                            | 231,000                         |
| Miscellaneous Revenues             | 14,926,133                         | 11,761,982                         | 11,220,310                      |
| <b>Total Revenues</b>              | <u>429,822,717</u>                 | <u>502,111,080</u>                 | <u>500,278,447</u>              |
| 5% Statutory Deduction             | 0                                  | -25,105,554                        | -25,013,922                     |
| <b>Net Revenues</b>                | <u>429,822,717</u>                 | <u>477,005,526</u>                 | <u>475,264,525</u>              |
| <b>NON-REVENUES:</b>               |                                    |                                    |                                 |
| Interfund Transfers                | 173,585,004                        | 191,516,278                        | 159,131,688                     |
| Bond / Loan Proceeds               | 0                                  | 0                                  | 0                               |
| Fund Balance                       | 0                                  | 126,799,991                        | 118,400,000                     |
| Other Non-Revenues                 | 0                                  | 0                                  | 0                               |
| Internal Service Charges           | 0                                  | 0                                  | 0                               |
| <b>Fund Total</b>                  | <u>603,407,720</u>                 | <u>795,321,795</u>                 | <u>752,796,213</u>              |
| <b>Fund 023X - DONATIONS FUNDS</b> |                                    |                                    |                                 |
| <b>REVENUES:</b>                   |                                    |                                    |                                 |
| Taxes                              | 0                                  | 0                                  | 0                               |
| Licenses and Permits               | 0                                  | 0                                  | 0                               |
| Intergovernmental Revenues         | 0                                  | 0                                  | 0                               |
| Charges for Services               | 0                                  | 0                                  | 0                               |
| Fines and Forfeitures              | 0                                  | 0                                  | 0                               |
| Miscellaneous Revenues             | 490,264                            | 430,371                            | 283,316                         |
| <b>Total Revenues</b>              | <u>490,264</u>                     | <u>430,371</u>                     | <u>283,316</u>                  |
| 5% Statutory Deduction             | 0                                  | -21,519                            | -14,166                         |
| <b>Net Revenues</b>                | <u>490,264</u>                     | <u>408,852</u>                     | <u>269,150</u>                  |
| <b>NON-REVENUES:</b>               |                                    |                                    |                                 |
| Interfund Transfers                | 25,000                             | 25,000                             | 25,000                          |
| Bond / Loan Proceeds               | 0                                  | 0                                  | 0                               |
| Fund Balance                       | 0                                  | 645,029                            | 519,298                         |
| Other Non-Revenues                 | 0                                  | 0                                  | 0                               |
| Internal Service Charges           | 0                                  | 0                                  | 0                               |
| <b>Fund Total</b>                  | <u>515,264</u>                     | <u>1,078,881</u>                   | <u>813,448</u>                  |

## Summary of Revenues by Fund

|                                           | FY 2005-06<br>Prior Year<br>Actual | FY 2006-07<br>Budget<br>at 3/31/07 | FY 2007-08<br>Adopted<br>Budget |
|-------------------------------------------|------------------------------------|------------------------------------|---------------------------------|
| <b>Fund 1002 - TRANSPORTATION TRUST</b>   |                                    |                                    |                                 |
| REVENUES:                                 |                                    |                                    |                                 |
| Taxes                                     | 1,316,810                          | 1,030,000                          | 1,100,000                       |
| Licenses and Permits                      | 2,578,838                          | 2,523,000                          | 2,173,000                       |
| Intergovernmental Revenues                | 9,144,701                          | 7,777,000                          | 7,376,000                       |
| Charges for Services                      | 824,703                            | 452,000                            | 826,850                         |
| Fines and Forfeitures                     | 0                                  | 0                                  | 0                               |
| Miscellaneous Revenues                    | 887,943                            | 660,000                            | 1,002,950                       |
| Total Revenues                            | <u>14,752,994</u>                  | <u>12,442,000</u>                  | <u>12,478,800</u>               |
| 5% Statutory Deduction                    | 0                                  | -622,100                           | -623,940                        |
| Net Revenues                              | <u>14,752,994</u>                  | <u>11,819,900</u>                  | <u>11,854,860</u>               |
| NON-REVENUES:                             |                                    |                                    |                                 |
| Interfund Transfers                       | 70,555,973                         | 49,341,205                         | 53,304,050                      |
| Bond / Loan Proceeds                      | 0                                  | 0                                  | 0                               |
| Fund Balance                              | 0                                  | 19,516,378                         | 16,650,000                      |
| Other Non-Revenues                        | 0                                  | 0                                  | 0                               |
| Internal Service Charges                  | 0                                  | 0                                  | 0                               |
| Fund Total                                | <u>85,308,967</u>                  | <u>80,677,483</u>                  | <u>81,808,910</u>               |
| <b>Fund 1003 - CONSTITUTIONAL GAS TAX</b> |                                    |                                    |                                 |
| REVENUES:                                 |                                    |                                    |                                 |
| Taxes                                     | 0                                  | 0                                  | 0                               |
| Licenses and Permits                      | 0                                  | 0                                  | 0                               |
| Intergovernmental Revenues                | 8,736,557                          | 9,312,000                          | 8,730,000                       |
| Charges for Services                      | 2,108,324                          | 0                                  | 0                               |
| Fines and Forfeitures                     | 0                                  | 0                                  | 0                               |
| Miscellaneous Revenues                    | 295,738                            | 300,000                            | 220,000                         |
| Total Revenues                            | <u>11,140,619</u>                  | <u>9,612,000</u>                   | <u>8,950,000</u>                |
| 5% Statutory Deduction                    | 0                                  | -480,600                           | -447,500                        |
| Net Revenues                              | <u>11,140,619</u>                  | <u>9,131,400</u>                   | <u>8,502,500</u>                |
| NON-REVENUES:                             |                                    |                                    |                                 |
| Interfund Transfers                       | 0                                  | 0                                  | 1,500,000                       |
| Bond / Loan Proceeds                      | 0                                  | 0                                  | 0                               |
| Fund Balance                              | 0                                  | 5,404,061                          | 4,700,000                       |
| Other Non-Revenues                        | 0                                  | 0                                  | 0                               |
| Internal Service Charges                  | 0                                  | 0                                  | 0                               |
| Fund Total                                | <u>11,140,619</u>                  | <u>14,535,461</u>                  | <u>14,702,500</u>               |

## Summary of Revenues by Fund

|                                         | FY 2005-06<br>Prior Year<br>Actual | FY 2006-07<br>Budget<br>at 3/31/07 | FY 2007-08<br>Adopted<br>Budget |
|-----------------------------------------|------------------------------------|------------------------------------|---------------------------------|
| <b>Fund 1004 - LOCAL OPTION GAS TAX</b> |                                    |                                    |                                 |
| REVENUES:                               |                                    |                                    |                                 |
| Taxes                                   | 25,274,554                         | 26,479,000                         | 25,010,000                      |
| Licenses and Permits                    | 0                                  | 0                                  | 0                               |
| Intergovernmental Revenues              | 106,100                            | 0                                  | 0                               |
| Charges for Services                    | 49,948                             | 0                                  | 55,000                          |
| Fines and Forfeitures                   | 0                                  | 0                                  | 0                               |
| Miscellaneous Revenues                  | 1,010,075                          | 630,000                            | 855,000                         |
| Total Revenues                          | <u>26,440,677</u>                  | <u>27,109,000</u>                  | <u>25,920,000</u>               |
| 5% Statutory Deduction                  | 0                                  | -1,355,450                         | -1,296,000                      |
| Net Revenues                            | <u>26,440,677</u>                  | <u>25,753,550</u>                  | <u>24,624,000</u>               |
| NON-REVENUES:                           |                                    |                                    |                                 |
| Interfund Transfers                     | 12,159,254                         | 2,704,292                          | 3,136,252                       |
| Bond / Loan Proceeds                    | 0                                  | 0                                  | 0                               |
| Fund Balance                            | 0                                  | 16,439,015                         | 8,550,000                       |
| Other Non-Revenues                      | 0                                  | 0                                  | 0                               |
| Internal Service Charges                | 0                                  | 0                                  | 0                               |
| Fund Total                              | <u>38,599,931</u>                  | <u>44,896,857</u>                  | <u>36,310,252</u>               |
| <b>Fund 1005 - SPECIAL TAX MSTU</b>     |                                    |                                    |                                 |
| REVENUES:                               |                                    |                                    |                                 |
| Taxes                                   | 84,582,131                         | 107,632,659                        | 106,985,111                     |
| Licenses and Permits                    | 0                                  | 0                                  | 0                               |
| Intergovernmental Revenues              | 0                                  | 0                                  | 0                               |
| Charges for Services                    | 916,937                            | 320,000                            | 470,000                         |
| Fines and Forfeitures                   | 0                                  | 0                                  | 0                               |
| Miscellaneous Revenues                  | 824,098                            | 760,000                            | 610,000                         |
| Total Revenues                          | <u>86,323,166</u>                  | <u>108,712,659</u>                 | <u>108,065,111</u>              |
| 5% Statutory Deduction                  | 0                                  | -5,435,633                         | -5,403,256                      |
| Net Revenues                            | <u>86,323,166</u>                  | <u>103,277,026</u>                 | <u>102,661,855</u>              |
| NON-REVENUES:                           |                                    |                                    |                                 |
| Interfund Transfers                     | 27,452,077                         | 13,949,694                         | 30,790,637                      |
| Bond / Loan Proceeds                    | 0                                  | 0                                  | 0                               |
| Fund Balance                            | 0                                  | 3,651,719                          | 3,031,050                       |
| Other Non-Revenues                      | 0                                  | 0                                  | 0                               |
| Internal Service Charges                | 0                                  | 0                                  | 0                               |
| Fund Total                              | <u>113,775,243</u>                 | <u>120,878,439</u>                 | <u>136,483,542</u>              |

## Summary of Revenues by Fund

|                                                   | FY 2005-06<br>Prior Year<br>Actual | FY 2006-07<br>Budget<br>at 3/31/07 | FY 2007-08<br>Adopted<br>Budget |
|---------------------------------------------------|------------------------------------|------------------------------------|---------------------------------|
| <b>Fund 1006 - MANDATORY REFUSE COLLECTION</b>    |                                    |                                    |                                 |
| REVENUES:                                         |                                    |                                    |                                 |
| Taxes                                             | 0                                  | 0                                  | 0                               |
| Licenses and Permits                              | 0                                  | 0                                  | 0                               |
| Intergovernmental Revenues                        | 0                                  | 0                                  | 0                               |
| Charges for Services                              | 25,441,739                         | 27,998,746                         | 29,261,215                      |
| Fines and Forfeitures                             | 0                                  | 0                                  | 0                               |
| Miscellaneous Revenues                            | 1,065,500                          | 526,591                            | 711,545                         |
| Total Revenues                                    | <u>26,507,239</u>                  | <u>28,525,337</u>                  | <u>29,972,760</u>               |
| 5% Statutory Deduction                            | 0                                  | -1,426,267                         | -1,498,638                      |
| Net Revenues                                      | <u>26,507,239</u>                  | <u>27,099,070</u>                  | <u>28,474,122</u>               |
| NON-REVENUES:                                     |                                    |                                    |                                 |
| Interfund Transfers                               | 0                                  | 0                                  | 0                               |
| Bond / Loan Proceeds                              | 0                                  | 0                                  | 0                               |
| Fund Balance                                      | 0                                  | 9,836,668                          | 12,197,162                      |
| Other Non-Revenues                                | 0                                  | 0                                  | 0                               |
| Internal Service Charges                          | 0                                  | 0                                  | 0                               |
| Fund Total                                        | <u>26,507,239</u>                  | <u>36,935,738</u>                  | <u>40,671,284</u>               |
| <b>Fund 1009 - OC FIRE PROTECT &amp; EMS/MSTU</b> |                                    |                                    |                                 |
| REVENUES:                                         |                                    |                                    |                                 |
| Taxes                                             | 102,996,653                        | 131,071,247                        | 133,029,368                     |
| Licenses and Permits                              | 1,770,824                          | 1,749,176                          | 2,188,337                       |
| Intergovernmental Revenues                        | 190,672                            | 106,000                            | 190,000                         |
| Charges for Services                              | 11,954,872                         | 12,015,811                         | 11,063,277                      |
| Fines and Forfeitures                             | 0                                  | 0                                  | 0                               |
| Miscellaneous Revenues                            | 3,226,343                          | 2,662,000                          | 3,258,000                       |
| Total Revenues                                    | <u>120,139,364</u>                 | <u>147,604,234</u>                 | <u>149,728,982</u>              |
| 5% Statutory Deduction                            | 0                                  | -7,380,212                         | -7,486,449                      |
| Net Revenues                                      | <u>120,139,364</u>                 | <u>140,224,022</u>                 | <u>142,242,533</u>              |
| NON-REVENUES:                                     |                                    |                                    |                                 |
| Interfund Transfers                               | 0                                  | 0                                  | 0                               |
| Bond / Loan Proceeds                              | 0                                  | 0                                  | 0                               |
| Fund Balance                                      | 0                                  | 26,412,670                         | 32,044,367                      |
| Other Non-Revenues                                | 0                                  | 0                                  | 0                               |
| Internal Service Charges                          | 0                                  | 0                                  | 0                               |
| Fund Total                                        | <u>120,139,364</u>                 | <u>166,636,692</u>                 | <u>174,286,900</u>              |

## Summary of Revenues by Fund

|                                          | FY 2005-06<br>Prior Year<br>Actual | FY 2006-07<br>Budget<br>at 3/31/07 | FY 2007-08<br>Adopted<br>Budget |
|------------------------------------------|------------------------------------|------------------------------------|---------------------------------|
| <b>Fund 1010 - AIR POLLUTION CONTROL</b> |                                    |                                    |                                 |
| REVENUES:                                |                                    |                                    |                                 |
| Taxes                                    | 0                                  | 0                                  | 0                               |
| Licenses and Permits                     | 0                                  | 0                                  | 30,000                          |
| Intergovernmental Revenues               | 668,990                            | 540,000                            | 699,600                         |
| Charges for Services                     | 40                                 | 0                                  | 100                             |
| Fines and Forfeitures                    | 0                                  | 0                                  | 0                               |
| Miscellaneous Revenues                   | 86,503                             | 45,000                             | 80,000                          |
| Total Revenues                           | <u>755,533</u>                     | <u>585,000</u>                     | <u>809,700</u>                  |
| 5% Statutory Deduction                   | 0                                  | -29,250                            | -40,485                         |
| Net Revenues                             | <u>755,533</u>                     | <u>555,750</u>                     | <u>769,215</u>                  |
| NON-REVENUES:                            |                                    |                                    |                                 |
| Interfund Transfers                      | 0                                  | 0                                  | 0                               |
| Bond / Loan Proceeds                     | 0                                  | 0                                  | 0                               |
| Fund Balance                             | 0                                  | 1,859,349                          | 1,442,399                       |
| Other Non-Revenues                       | 0                                  | 0                                  | 0                               |
| Internal Service Charges                 | 0                                  | 0                                  | 0                               |
| Fund Total                               | <u><u>755,533</u></u>              | <u><u>2,415,099</u></u>            | <u><u>2,211,614</u></u>         |
| <b>Fund 1011 - BUILDING SAFETY</b>       |                                    |                                    |                                 |
| REVENUES:                                |                                    |                                    |                                 |
| Taxes                                    | 0                                  | 0                                  | 0                               |
| Licenses and Permits                     | 19,413,553                         | 18,022,010                         | 18,448,002                      |
| Intergovernmental Revenues               | 2,230                              | 0                                  | 0                               |
| Charges for Services                     | 1,098,610                          | 538,200                            | 230,000                         |
| Fines and Forfeitures                    | 23,564                             | 15,860                             | 1,000                           |
| Miscellaneous Revenues                   | 672,589                            | 354,662                            | 277,601                         |
| Total Revenues                           | <u>21,210,545</u>                  | <u>18,930,732</u>                  | <u>18,956,603</u>               |
| 5% Statutory Deduction                   | 0                                  | -946,537                           | -947,830                        |
| Net Revenues                             | <u>21,210,545</u>                  | <u>17,984,195</u>                  | <u>18,008,773</u>               |
| NON-REVENUES:                            |                                    |                                    |                                 |
| Interfund Transfers                      | 1,621,253                          | 0                                  | 0                               |
| Bond / Loan Proceeds                     | 330,128                            | 330,000                            | 0                               |
| Fund Balance                             | 0                                  | 3,454,772                          | 4,008,615                       |
| Other Non-Revenues                       | 0                                  | 0                                  | 0                               |
| Internal Service Charges                 | 0                                  | 0                                  | 0                               |
| Fund Total                               | <u><u>23,161,926</u></u>           | <u><u>21,768,967</u></u>           | <u><u>22,017,388</u></u>        |

## Summary of Revenues by Fund

|                                                 | FY 2005-06<br>Prior Year<br>Actual | FY 2006-07<br>Budget<br>at 3/31/07 | FY 2007-08<br>Adopted<br>Budget |
|-------------------------------------------------|------------------------------------|------------------------------------|---------------------------------|
| <b>Fund 1012 - ADMIN CENTER BENEFITS FUND</b>   |                                    |                                    |                                 |
| REVENUES:                                       |                                    |                                    |                                 |
| Taxes                                           | 0                                  | 0                                  | 0                               |
| Licenses and Permits                            | 0                                  | 0                                  | 0                               |
| Intergovernmental Revenues                      | 0                                  | 0                                  | 0                               |
| Charges for Services                            | 0                                  | 0                                  | 0                               |
| Fines and Forfeitures                           | 0                                  | 0                                  | 0                               |
| Miscellaneous Revenues                          | 5,637                              | 3,947                              | 4,000                           |
| <b>Total Revenues</b>                           | <b>5,637</b>                       | <b>3,947</b>                       | <b>4,000</b>                    |
| 5% Statutory Deduction                          | 0                                  | -197                               | -200                            |
| <b>Net Revenues</b>                             | <b>5,637</b>                       | <b>3,750</b>                       | <b>3,800</b>                    |
| NON-REVENUES:                                   |                                    |                                    |                                 |
| Interfund Transfers                             | 0                                  | 0                                  | 0                               |
| Bond / Loan Proceeds                            | 0                                  | 0                                  | 0                               |
| Fund Balance                                    | 0                                  | 28,750                             | 34,137                          |
| Other Non-Revenues                              | 0                                  | 0                                  | 0                               |
| Internal Service Charges                        | 0                                  | 0                                  | 0                               |
| <b>Fund Total</b>                               | <b>5,637</b>                       | <b>32,500</b>                      | <b>37,937</b>                   |
| <b>Fund 1014 - LAW ENFORCEMENT CONFIS. PROP</b> |                                    |                                    |                                 |
| REVENUES:                                       |                                    |                                    |                                 |
| Taxes                                           | 0                                  | 0                                  | 0                               |
| Licenses and Permits                            | 0                                  | 0                                  | 0                               |
| Intergovernmental Revenues                      | 0                                  | 0                                  | 0                               |
| Charges for Services                            | 0                                  | 0                                  | 0                               |
| Fines and Forfeitures                           | 420,993                            | 286,630                            | 420,000                         |
| Miscellaneous Revenues                          | 8,314                              | 6,449                              | 16,800                          |
| <b>Total Revenues</b>                           | <b>429,307</b>                     | <b>293,079</b>                     | <b>436,800</b>                  |
| 5% Statutory Deduction                          | 0                                  | -14,654                            | -21,840                         |
| <b>Net Revenues</b>                             | <b>429,307</b>                     | <b>278,425</b>                     | <b>414,960</b>                  |
| NON-REVENUES:                                   |                                    |                                    |                                 |
| Interfund Transfers                             | 0                                  | 0                                  | 0                               |
| Bond / Loan Proceeds                            | 0                                  | 0                                  | 0                               |
| Fund Balance                                    | 0                                  | 392,837                            | 525,000                         |
| Other Non-Revenues                              | 0                                  | 0                                  | 0                               |
| Internal Service Charges                        | 0                                  | 0                                  | 0                               |
| <b>Fund Total</b>                               | <b>429,307</b>                     | <b>671,262</b>                     | <b>939,960</b>                  |

## Summary of Revenues by Fund

|                                                     | FY 2005-06<br>Prior Year<br>Actual | FY 2006-07<br>Budget<br>at 3/31/07 | FY 2007-08<br>Adopted<br>Budget |
|-----------------------------------------------------|------------------------------------|------------------------------------|---------------------------------|
| <b>Fund 1015 - LAW ENFORCEMENT EDUC-CORRECTIONS</b> |                                    |                                    |                                 |
| REVENUES:                                           |                                    |                                    |                                 |
| Taxes                                               | 0                                  | 0                                  | 0                               |
| Licenses and Permits                                | 0                                  | 0                                  | 0                               |
| Intergovernmental Revenues                          | 0                                  | 0                                  | 0                               |
| Charges for Services                                | 0                                  | 0                                  | 0                               |
| Fines and Forfeitures                               | 402,251                            | 390,000                            | 400,000                         |
| Miscellaneous Revenues                              | 20,018                             | 12,707                             | 19,000                          |
| Total Revenues                                      | <u>422,269</u>                     | <u>402,707</u>                     | <u>419,000</u>                  |
| 5% Statutory Deduction                              | 0                                  | -20,135                            | -20,950                         |
| Net Revenues                                        | <u>422,269</u>                     | <u>382,572</u>                     | <u>398,050</u>                  |
| NON-REVENUES:                                       |                                    |                                    |                                 |
| Interfund Transfers                                 | 0                                  | 0                                  | 0                               |
| Bond / Loan Proceeds                                | 0                                  | 0                                  | 0                               |
| Fund Balance                                        | 0                                  | 553,990                            | 720,818                         |
| Other Non-Revenues                                  | 0                                  | 0                                  | 0                               |
| Internal Service Charges                            | 0                                  | 0                                  | 0                               |
| Fund Total                                          | <u><u>422,269</u></u>              | <u><u>936,562</u></u>              | <u><u>1,118,868</u></u>         |
| <b>Fund 1016 - LAW ENFORCEMENT EDUC - SHERIFF</b>   |                                    |                                    |                                 |
| REVENUES:                                           |                                    |                                    |                                 |
| Taxes                                               | 0                                  | 0                                  | 0                               |
| Licenses and Permits                                | 0                                  | 0                                  | 0                               |
| Intergovernmental Revenues                          | 0                                  | 0                                  | 0                               |
| Charges for Services                                | 0                                  | 0                                  | 0                               |
| Fines and Forfeitures                               | 402,251                            | 390,000                            | 400,000                         |
| Miscellaneous Revenues                              | 23,719                             | 33,766                             | 34,400                          |
| Total Revenues                                      | <u>425,970</u>                     | <u>423,766</u>                     | <u>434,400</u>                  |
| 5% Statutory Deduction                              | 0                                  | -21,188                            | -21,720                         |
| Net Revenues                                        | <u>425,970</u>                     | <u>402,578</u>                     | <u>412,680</u>                  |
| NON-REVENUES:                                       |                                    |                                    |                                 |
| Interfund Transfers                                 | 0                                  | 0                                  | 0                               |
| Bond / Loan Proceeds                                | 0                                  | 0                                  | 0                               |
| Fund Balance                                        | 0                                  | 667,404                            | 686,487                         |
| Other Non-Revenues                                  | 0                                  | 0                                  | 0                               |
| Internal Service Charges                            | 0                                  | 0                                  | 0                               |
| Fund Total                                          | <u><u>425,970</u></u>              | <u><u>1,069,982</u></u>            | <u><u>1,099,167</u></u>         |

## Summary of Revenues by Fund

|                                                      | FY 2005-06<br>Prior Year<br>Actual | FY 2006-07<br>Budget<br>at 3/31/07 | FY 2007-08<br>Adopted<br>Budget |
|------------------------------------------------------|------------------------------------|------------------------------------|---------------------------------|
| <b>Fund 1021 - SEVENTH CENT GAS TAX RR IMPRVMENT</b> |                                    |                                    |                                 |
| REVENUES:                                            |                                    |                                    |                                 |
| Taxes                                                | 0                                  | 0                                  | 0                               |
| Licenses and Permits                                 | 0                                  | 0                                  | 0                               |
| Intergovernmental Revenues                           | 0                                  | 0                                  | 0                               |
| Charges for Services                                 | 0                                  | 0                                  | 0                               |
| Fines and Forfeitures                                | 0                                  | 0                                  | 0                               |
| Miscellaneous Revenues                               | 2,703                              | 8,000                              | 2,105                           |
| Total Revenues                                       | <u>2,703</u>                       | <u>8,000</u>                       | <u>2,105</u>                    |
| 5% Statutory Deduction                               | 0                                  | -400                               | -105                            |
| Net Revenues                                         | <u>2,703</u>                       | <u>7,600</u>                       | <u>2,000</u>                    |
| NON-REVENUES:                                        |                                    |                                    |                                 |
| Interfund Transfers                                  | 0                                  | 0                                  | 0                               |
| Bond / Loan Proceeds                                 | 0                                  | 0                                  | 0                               |
| Fund Balance                                         | 0                                  | 44,032                             | 40,170                          |
| Other Non-Revenues                                   | 0                                  | 0                                  | 0                               |
| Internal Service Charges                             | 0                                  | 0                                  | 0                               |
| Fund Total                                           | <u>2,703</u>                       | <u>51,632</u>                      | <u>42,170</u>                   |
| <b>Fund 1023 - CAPITAL PROJECTS FUND</b>             |                                    |                                    |                                 |
| REVENUES:                                            |                                    |                                    |                                 |
| Taxes                                                | 18,185,666                         | 23,065,392                         | 24,185,235                      |
| Licenses and Permits                                 | 0                                  | 0                                  | 0                               |
| Intergovernmental Revenues                           | 0                                  | 0                                  | 0                               |
| Charges for Services                                 | 271,350                            | 0                                  | 0                               |
| Fines and Forfeitures                                | 0                                  | 0                                  | 0                               |
| Miscellaneous Revenues                               | 2,792,819                          | 1,687,754                          | 1,690,000                       |
| Total Revenues                                       | <u>21,249,835</u>                  | <u>24,753,146</u>                  | <u>25,875,235</u>               |
| 5% Statutory Deduction                               | 0                                  | -1,237,657                         | -1,293,762                      |
| Net Revenues                                         | <u>21,249,835</u>                  | <u>23,515,489</u>                  | <u>24,581,473</u>               |
| NON-REVENUES:                                        |                                    |                                    |                                 |
| Interfund Transfers                                  | 24,358,729                         | 49,200,937                         | 69,959,736                      |
| Bond / Loan Proceeds                                 | 0                                  | 0                                  | 0                               |
| Fund Balance                                         | 0                                  | 39,120,134                         | 58,800,000                      |
| Other Non-Revenues                                   | 0                                  | 0                                  | 0                               |
| Internal Service Charges                             | 0                                  | 0                                  | 0                               |
| Fund Total                                           | <u>45,608,564</u>                  | <u>111,836,560</u>                 | <u>153,341,209</u>              |

## Summary of Revenues by Fund

|                                            | FY 2005-06<br>Prior Year<br>Actual | FY 2006-07<br>Budget<br>at 3/31/07 | FY 2007-08<br>Adopted<br>Budget |
|--------------------------------------------|------------------------------------|------------------------------------|---------------------------------|
| <b>Fund 1024 - KELLY PARK</b>              |                                    |                                    |                                 |
| REVENUES:                                  |                                    |                                    |                                 |
| Taxes                                      | 0                                  | 0                                  | 0                               |
| Licenses and Permits                       | 0                                  | 0                                  | 0                               |
| Intergovernmental Revenues                 | 0                                  | 0                                  | 0                               |
| Charges for Services                       | 201,318                            | 187,040                            | 198,225                         |
| Fines and Forfeitures                      | 0                                  | 0                                  | 0                               |
| Miscellaneous Revenues                     | 12,907                             | 2,000                              | 5,000                           |
| Total Revenues                             | <u>214,224</u>                     | <u>189,040</u>                     | <u>203,225</u>                  |
| 5% Statutory Deduction                     | 0                                  | -9,452                             | -10,161                         |
| Net Revenues                               | <u>214,224</u>                     | <u>179,588</u>                     | <u>193,064</u>                  |
| NON-REVENUES:                              |                                    |                                    |                                 |
| Interfund Transfers                        | 0                                  | 0                                  | 0                               |
| Bond / Loan Proceeds                       | 0                                  | 0                                  | 0                               |
| Fund Balance                               | 0                                  | 103,637                            | 7,500                           |
| Other Non-Revenues                         | 0                                  | 0                                  | 0                               |
| Internal Service Charges                   | 0                                  | 0                                  | 0                               |
| Fund Total                                 | <u><u>214,224</u></u>              | <u><u>283,225</u></u>              | <u><u>200,564</u></u>           |
| <b>Fund 1025 - OC CRA TRUST FUND (OBT)</b> |                                    |                                    |                                 |
| REVENUES:                                  |                                    |                                    |                                 |
| Taxes                                      | 0                                  | 0                                  | 0                               |
| Licenses and Permits                       | 0                                  | 0                                  | 0                               |
| Intergovernmental Revenues                 | 0                                  | 0                                  | 0                               |
| Charges for Services                       | 0                                  | 0                                  | 0                               |
| Fines and Forfeitures                      | 0                                  | 0                                  | 0                               |
| Miscellaneous Revenues                     | 188,683                            | 260,283                            | 393,524                         |
| Total Revenues                             | <u>188,683</u>                     | <u>260,283</u>                     | <u>393,524</u>                  |
| 5% Statutory Deduction                     | 0                                  | -13,014                            | -19,676                         |
| Net Revenues                               | <u>188,683</u>                     | <u>247,269</u>                     | <u>373,848</u>                  |
| NON-REVENUES:                              |                                    |                                    |                                 |
| Interfund Transfers                        | 287,361                            | 495,355                            | 499,611                         |
| Bond / Loan Proceeds                       | 0                                  | 0                                  | 0                               |
| Fund Balance                               | 0                                  | 156,626                            | 150,000                         |
| Other Non-Revenues                         | 0                                  | 0                                  | 0                               |
| Internal Service Charges                   | 0                                  | 0                                  | 0                               |
| Fund Total                                 | <u><u>476,044</u></u>              | <u><u>899,250</u></u>              | <u><u>1,023,459</u></u>         |

## Summary of Revenues by Fund

|                                            | FY 2005-06<br>Prior Year<br>Actual | FY 2006-07<br>Budget<br>at 3/31/07 | FY 2007-08<br>Adopted<br>Budget |
|--------------------------------------------|------------------------------------|------------------------------------|---------------------------------|
| <b>Fund 1026 - CONSERVATION TRUST FUND</b> |                                    |                                    |                                 |
| REVENUES:                                  |                                    |                                    |                                 |
| Taxes                                      | 0                                  | 0                                  | 0                               |
| Licenses and Permits                       | 0                                  | 0                                  | 0                               |
| Intergovernmental Revenues                 | 0                                  | 0                                  | 0                               |
| Charges for Services                       | 99,241                             | 85,000                             | 100,000                         |
| Fines and Forfeitures                      | 0                                  | 0                                  | 0                               |
| Miscellaneous Revenues                     | 147,556                            | 40,000                             | 100,000                         |
| <b>Total Revenues</b>                      | <b>246,797</b>                     | <b>125,000</b>                     | <b>200,000</b>                  |
| 5% Statutory Deduction                     | 0                                  | -6,250                             | -10,000                         |
| <b>Net Revenues</b>                        | <b>246,797</b>                     | <b>118,750</b>                     | <b>190,000</b>                  |
| NON-REVENUES:                              |                                    |                                    |                                 |
| Interfund Transfers                        | 0                                  | 0                                  | 0                               |
| Bond / Loan Proceeds                       | 0                                  | 0                                  | 0                               |
| Fund Balance                               | 0                                  | 2,561,087                          | 2,494,531                       |
| Other Non-Revenues                         | 0                                  | 0                                  | 0                               |
| Internal Service Charges                   | 0                                  | 0                                  | 0                               |
| <b>Fund Total</b>                          | <b>246,797</b>                     | <b>2,679,837</b>                   | <b>2,684,531</b>                |
| <b>Fund 1027 - DRUG ABUSE TRUST FUND</b>   |                                    |                                    |                                 |
| REVENUES:                                  |                                    |                                    |                                 |
| Taxes                                      | 0                                  | 0                                  | 0                               |
| Licenses and Permits                       | 0                                  | 0                                  | 0                               |
| Intergovernmental Revenues                 | 0                                  | 0                                  | 0                               |
| Charges for Services                       | 73,458                             | 90,000                             | 171,866                         |
| Fines and Forfeitures                      | 0                                  | 0                                  | 0                               |
| Miscellaneous Revenues                     | 7,818                              | 1,500                              | 4,000                           |
| <b>Total Revenues</b>                      | <b>81,275</b>                      | <b>91,500</b>                      | <b>175,866</b>                  |
| 5% Statutory Deduction                     | 0                                  | -4,575                             | -8,793                          |
| <b>Net Revenues</b>                        | <b>81,275</b>                      | <b>86,925</b>                      | <b>167,073</b>                  |
| NON-REVENUES:                              |                                    |                                    |                                 |
| Interfund Transfers                        | 160,000                            | 160,000                            | 160,000                         |
| Bond / Loan Proceeds                       | 0                                  | 0                                  | 0                               |
| Fund Balance                               | 0                                  | 127,041                            | 95,555                          |
| Other Non-Revenues                         | 0                                  | 0                                  | 0                               |
| Internal Service Charges                   | 0                                  | 0                                  | 0                               |
| <b>Fund Total</b>                          | <b>241,275</b>                     | <b>373,966</b>                     | <b>422,628</b>                  |

## Summary of Revenues by Fund

|                                                | FY 2005-06<br>Prior Year<br>Actual | FY 2006-07<br>Budget<br>at 3/31/07 | FY 2007-08<br>Adopted<br>Budget |
|------------------------------------------------|------------------------------------|------------------------------------|---------------------------------|
| <b>Fund 1029 - TREE REPLACEMENT TRUST</b>      |                                    |                                    |                                 |
| REVENUES:                                      |                                    |                                    |                                 |
| Taxes                                          | 0                                  | 0                                  | 0                               |
| Licenses and Permits                           | 0                                  | 0                                  | 0                               |
| Intergovernmental Revenues                     | 0                                  | 0                                  | 0                               |
| Charges for Services                           | 569,136                            | 0                                  | 300,000                         |
| Fines and Forfeitures                          | 0                                  | 0                                  | 0                               |
| Miscellaneous Revenues                         | 23,913                             | 15,402                             | 25,000                          |
| <b>Total Revenues</b>                          | <b>593,049</b>                     | <b>15,402</b>                      | <b>325,000</b>                  |
| 5% Statutory Deduction                         | 0                                  | -770                               | -16,250                         |
| <b>Net Revenues</b>                            | <b>593,049</b>                     | <b>14,632</b>                      | <b>308,750</b>                  |
| NON-REVENUES:                                  |                                    |                                    |                                 |
| Interfund Transfers                            | 0                                  | 0                                  | 0                               |
| Bond / Loan Proceeds                           | 0                                  | 0                                  | 0                               |
| Fund Balance                                   | 0                                  | 774,809                            | 1,414,422                       |
| Other Non-Revenues                             | 0                                  | 0                                  | 0                               |
| Internal Service Charges                       | 0                                  | 0                                  | 0                               |
| <b>Fund Total</b>                              | <b>593,049</b>                     | <b>789,441</b>                     | <b>1,723,172</b>                |
| <b>Fund 103L - LAW ENFORCEMENT IMPACT FEES</b> |                                    |                                    |                                 |
| REVENUES:                                      |                                    |                                    |                                 |
| Taxes                                          | 0                                  | 0                                  | 0                               |
| Licenses and Permits                           | 0                                  | 0                                  | 0                               |
| Intergovernmental Revenues                     | 0                                  | 0                                  | 0                               |
| Charges for Services                           | 0                                  | 0                                  | 0                               |
| Fines and Forfeitures                          | 0                                  | 0                                  | 0                               |
| Miscellaneous Revenues                         | 2,049,556                          | 1,467,843                          | 1,472,000                       |
| <b>Total Revenues</b>                          | <b>2,049,556</b>                   | <b>1,467,843</b>                   | <b>1,472,000</b>                |
| 5% Statutory Deduction                         | 0                                  | -73,392                            | -73,600                         |
| <b>Net Revenues</b>                            | <b>2,049,556</b>                   | <b>1,394,451</b>                   | <b>1,398,400</b>                |
| NON-REVENUES:                                  |                                    |                                    |                                 |
| Interfund Transfers                            | 0                                  | 0                                  | 0                               |
| Bond / Loan Proceeds                           | 0                                  | 0                                  | 0                               |
| Fund Balance                                   | 0                                  | 6,034,785                          | 7,261,393                       |
| Other Non-Revenues                             | 0                                  | 0                                  | 0                               |
| Internal Service Charges                       | 0                                  | 0                                  | 0                               |
| <b>Fund Total</b>                              | <b>2,049,556</b>                   | <b>7,429,236</b>                   | <b>8,659,793</b>                |

## Summary of Revenues by Fund

|                                               | FY 2005-06<br>Prior Year<br>Actual | FY 2006-07<br>Budget<br>at 3/31/07 | FY 2007-08<br>Adopted<br>Budget |
|-----------------------------------------------|------------------------------------|------------------------------------|---------------------------------|
| <b>Fund 103T - TRANSPORTATION IMPACT FEES</b> |                                    |                                    |                                 |
| REVENUES:                                     |                                    |                                    |                                 |
| Taxes                                         | 0                                  | 0                                  | 0                               |
| Licenses and Permits                          | 0                                  | 0                                  | 0                               |
| Intergovernmental Revenues                    | 0                                  | 0                                  | 0                               |
| Charges for Services                          | 0                                  | 0                                  | 0                               |
| Fines and Forfeitures                         | 0                                  | 0                                  | 0                               |
| Miscellaneous Revenues                        | 57,187,130                         | 40,801,832                         | 45,815,789                      |
| <b>Total Revenues</b>                         | <u>57,187,130</u>                  | <u>40,801,832</u>                  | <u>45,815,789</u>               |
| 5% Statutory Deduction                        | 0                                  | -1,992,592                         | -2,290,789                      |
| <b>Net Revenues</b>                           | <u>57,187,130</u>                  | <u>38,809,240</u>                  | <u>43,525,000</u>               |
| NON-REVENUES:                                 |                                    |                                    |                                 |
| Interfund Transfers                           | 0                                  | 0                                  | 0                               |
| Bond / Loan Proceeds                          | 0                                  | 0                                  | 0                               |
| Fund Balance                                  | 0                                  | 93,549,654                         | 100,893,000                     |
| Other Non-Revenues                            | 0                                  | 0                                  | 0                               |
| Internal Service Charges                      | 0                                  | 0                                  | 0                               |
| <b>Fund Total</b>                             | <u>57,187,130</u>                  | <u>132,358,894</u>                 | <u>144,418,000</u>              |
| <b>Fund 1040 - SCHOOL IMPACT FEES</b>         |                                    |                                    |                                 |
| REVENUES:                                     |                                    |                                    |                                 |
| Taxes                                         | 0                                  | 0                                  | 0                               |
| Licenses and Permits                          | 0                                  | 0                                  | 0                               |
| Intergovernmental Revenues                    | 0                                  | 0                                  | 0                               |
| Charges for Services                          | 0                                  | 0                                  | 0                               |
| Fines and Forfeitures                         | 0                                  | 0                                  | 0                               |
| Miscellaneous Revenues                        | 92,481,219                         | 156,650,000                        | 100,300,000                     |
| <b>Total Revenues</b>                         | <u>92,481,219</u>                  | <u>156,650,000</u>                 | <u>100,300,000</u>              |
| 5% Statutory Deduction                        | 0                                  | -7,832,500                         | -5,015,000                      |
| <b>Net Revenues</b>                           | <u>92,481,219</u>                  | <u>148,817,500</u>                 | <u>95,285,000</u>               |
| NON-REVENUES:                                 |                                    |                                    |                                 |
| Interfund Transfers                           | 0                                  | 0                                  | 0                               |
| Bond / Loan Proceeds                          | 0                                  | 0                                  | 0                               |
| Fund Balance                                  | 0                                  | 0                                  | 0                               |
| Other Non-Revenues                            | 0                                  | 0                                  | 0                               |
| Internal Service Charges                      | 0                                  | 0                                  | 0                               |
| <b>Fund Total</b>                             | <u>92,481,219</u>                  | <u>148,817,500</u>                 | <u>95,285,000</u>               |

## Summary of Revenues by Fund

|                                               | FY 2005-06<br>Prior Year<br>Actual | FY 2006-07<br>Budget<br>at 3/31/07 | FY 2007-08<br>Adopted<br>Budget |
|-----------------------------------------------|------------------------------------|------------------------------------|---------------------------------|
| <b>Fund 1047 - RECYCLING PROGRAM</b>          |                                    |                                    |                                 |
| REVENUES:                                     |                                    |                                    |                                 |
| Taxes                                         | 0                                  | 0                                  | 0                               |
| Licenses and Permits                          | 0                                  | 0                                  | 0                               |
| Intergovernmental Revenues                    | 0                                  | 0                                  | 0                               |
| Charges for Services                          | 3,096,716                          | 3,769,668                          | 3,681,295                       |
| Fines and Forfeitures                         | 0                                  | 0                                  | 0                               |
| Miscellaneous Revenues                        | 436,681                            | 248,756                            | 290,335                         |
| <b>Total Revenues</b>                         | <b>3,533,397</b>                   | <b>4,018,424</b>                   | <b>3,971,630</b>                |
| 5% Statutory Deduction                        | 0                                  | -200,921                           | -198,582                        |
| <b>Net Revenues</b>                           | <b>3,533,397</b>                   | <b>3,817,503</b>                   | <b>3,773,048</b>                |
| NON-REVENUES:                                 |                                    |                                    |                                 |
| Interfund Transfers                           | 0                                  | 0                                  | 0                               |
| Bond / Loan Proceeds                          | 0                                  | 0                                  | 0                               |
| Fund Balance                                  | 0                                  | 6,856,333                          | 6,576,653                       |
| Other Non-Revenues                            | 0                                  | 0                                  | 0                               |
| Internal Service Charges                      | 0                                  | 0                                  | 0                               |
| <b>Fund Total</b>                             | <b>3,533,397</b>                   | <b>10,673,836</b>                  | <b>10,349,701</b>               |
| <b>Fund 1048 - ANIMAL SERVICES TRUST FUND</b> |                                    |                                    |                                 |
| REVENUES:                                     |                                    |                                    |                                 |
| Taxes                                         | 0                                  | 0                                  | 0                               |
| Licenses and Permits                          | 0                                  | 0                                  | 0                               |
| Intergovernmental Revenues                    | 0                                  | 0                                  | 0                               |
| Charges for Services                          | 4,591                              | 5,500                              | 5,500                           |
| Fines and Forfeitures                         | 0                                  | 0                                  | 0                               |
| Miscellaneous Revenues                        | 24,828                             | 25,915                             | 26,000                          |
| <b>Total Revenues</b>                         | <b>29,418</b>                      | <b>31,415</b>                      | <b>31,500</b>                   |
| 5% Statutory Deduction                        | 0                                  | -1,571                             | -1,575                          |
| <b>Net Revenues</b>                           | <b>29,418</b>                      | <b>29,844</b>                      | <b>29,925</b>                   |
| NON-REVENUES:                                 |                                    |                                    |                                 |
| Interfund Transfers                           | 0                                  | 0                                  | 0                               |
| Bond / Loan Proceeds                          | 0                                  | 0                                  | 0                               |
| Fund Balance                                  | 0                                  | 115,307                            | 135,000                         |
| Other Non-Revenues                            | 0                                  | 0                                  | 0                               |
| Internal Service Charges                      | 0                                  | 0                                  | 0                               |
| <b>Fund Total</b>                             | <b>29,418</b>                      | <b>145,151</b>                     | <b>164,925</b>                  |

## Summary of Revenues by Fund

|                                     | FY 2005-06<br>Prior Year<br>Actual | FY 2006-07<br>Budget<br>at 3/31/07 | FY 2007-08<br>Adopted<br>Budget |
|-------------------------------------|------------------------------------|------------------------------------|---------------------------------|
| <b>Fund 104F - FIRE IMPACT FEES</b> |                                    |                                    |                                 |
| REVENUES:                           |                                    |                                    |                                 |
| Taxes                               | 0                                  | 0                                  | 0                               |
| Licenses and Permits                | 0                                  | 0                                  | 0                               |
| Intergovernmental Revenues          | 0                                  | 0                                  | 0                               |
| Charges for Services                | 0                                  | 0                                  | 0                               |
| Fines and Forfeitures               | 0                                  | 0                                  | 0                               |
| Miscellaneous Revenues              | 2,165,833                          | 2,243,038                          | 2,575,000                       |
| <b>Total Revenues</b>               | <b>2,165,833</b>                   | <b>2,243,038</b>                   | <b>2,575,000</b>                |
| 5% Statutory Deduction              | 0                                  | -112,152                           | -128,750                        |
| <b>Net Revenues</b>                 | <b>2,165,833</b>                   | <b>2,130,886</b>                   | <b>2,446,250</b>                |
| NON-REVENUES:                       |                                    |                                    |                                 |
| Interfund Transfers                 | 0                                  | 0                                  | 0                               |
| Bond / Loan Proceeds                | 0                                  | 0                                  | 0                               |
| Fund Balance                        | 0                                  | 5,622,012                          | 23,998                          |
| Other Non-Revenues                  | 0                                  | 0                                  | 0                               |
| Internal Service Charges            | 0                                  | 0                                  | 0                               |
| <b>Fund Total</b>                   | <b>2,165,833</b>                   | <b>7,752,898</b>                   | <b>2,470,248</b>                |
| <b>Fund 1050 - PARKS FUND</b>       |                                    |                                    |                                 |
| REVENUES:                           |                                    |                                    |                                 |
| Taxes                               | 13,382,793                         | 16,976,129                         | 17,800,333                      |
| Licenses and Permits                | 0                                  | 0                                  | 0                               |
| Intergovernmental Revenues          | 51,501                             | 0                                  | 0                               |
| Charges for Services                | 1,500,401                          | 1,293,000                          | 1,413,500                       |
| Fines and Forfeitures               | 0                                  | 0                                  | 0                               |
| Miscellaneous Revenues              | 1,791,438                          | 1,116,750                          | 1,349,000                       |
| <b>Total Revenues</b>               | <b>16,726,134</b>                  | <b>19,385,879</b>                  | <b>20,562,833</b>               |
| 5% Statutory Deduction              | 0                                  | -969,294                           | -1,028,142                      |
| <b>Net Revenues</b>                 | <b>16,726,134</b>                  | <b>18,416,585</b>                  | <b>19,534,691</b>               |
| NON-REVENUES:                       |                                    |                                    |                                 |
| Interfund Transfers                 | 17,975,732                         | 53,957,000                         | 10,000,000                      |
| Bond / Loan Proceeds                | 0                                  | 0                                  | 0                               |
| Fund Balance                        | 0                                  | 26,141,834                         | 59,845,458                      |
| Other Non-Revenues                  | 0                                  | 0                                  | 0                               |
| Internal Service Charges            | 0                                  | 0                                  | 0                               |
| <b>Fund Total</b>                   | <b>34,701,866</b>                  | <b>98,515,419</b>                  | <b>89,380,149</b>               |

## Summary of Revenues by Fund

|                                                  | FY 2005-06<br>Prior Year<br>Actual | FY 2006-07<br>Budget<br>at 3/31/07 | FY 2007-08<br>Adopted<br>Budget |
|--------------------------------------------------|------------------------------------|------------------------------------|---------------------------------|
| <b>Fund 1051 - MEDIATION / ARBITRATION TRUST</b> |                                    |                                    |                                 |
| REVENUES:                                        |                                    |                                    |                                 |
| Taxes                                            | 0                                  | 0                                  | 0                               |
| Licenses and Permits                             | 0                                  | 0                                  | 0                               |
| Intergovernmental Revenues                       | 0                                  | 0                                  | 0                               |
| Charges for Services                             | 0                                  | 0                                  | 0                               |
| Fines and Forfeitures                            | 0                                  | 0                                  | 0                               |
| Miscellaneous Revenues                           | 522                                | 514                                | 0                               |
| <b>Total Revenues</b>                            | <b>522</b>                         | <b>514</b>                         | <b>0</b>                        |
| 5% Statutory Deduction                           | 0                                  | -26                                | 0                               |
| <b>Net Revenues</b>                              | <b>522</b>                         | <b>488</b>                         | <b>0</b>                        |
| NON-REVENUES:                                    |                                    |                                    |                                 |
| Interfund Transfers                              | 0                                  | 0                                  | 0                               |
| Bond / Loan Proceeds                             | 0                                  | 0                                  | 0                               |
| Fund Balance                                     | 0                                  | 9,781                              | 7,000                           |
| Other Non-Revenues                               | 0                                  | 0                                  | 0                               |
| Internal Service Charges                         | 0                                  | 0                                  | 0                               |
| <b>Fund Total</b>                                | <b>522</b>                         | <b>10,269</b>                      | <b>7,000</b>                    |
| <b>Fund 1054 - 911 FEE</b>                       |                                    |                                    |                                 |
| REVENUES:                                        |                                    |                                    |                                 |
| Taxes                                            | 0                                  | 0                                  | 0                               |
| Licenses and Permits                             | 0                                  | 0                                  | 0                               |
| Intergovernmental Revenues                       | 0                                  | 0                                  | 0                               |
| Charges for Services                             | 3,079,365                          | 2,982,000                          | 4,052,632                       |
| Fines and Forfeitures                            | 0                                  | 0                                  | 0                               |
| Miscellaneous Revenues                           | 76,575                             | 60,599                             | 100,000                         |
| <b>Total Revenues</b>                            | <b>3,155,939</b>                   | <b>3,042,599</b>                   | <b>4,152,632</b>                |
| 5% Statutory Deduction                           | 0                                  | -152,130                           | -207,632                        |
| <b>Net Revenues</b>                              | <b>3,155,939</b>                   | <b>2,890,469</b>                   | <b>3,945,000</b>                |
| NON-REVENUES:                                    |                                    |                                    |                                 |
| Interfund Transfers                              | 0                                  | 0                                  | 0                               |
| Bond / Loan Proceeds                             | 0                                  | 0                                  | 0                               |
| Fund Balance                                     | 0                                  | 943,616                            | 1,364,108                       |
| Other Non-Revenues                               | 0                                  | 0                                  | 0                               |
| Internal Service Charges                         | 0                                  | 0                                  | 0                               |
| <b>Fund Total</b>                                | <b>3,155,939</b>                   | <b>3,834,085</b>                   | <b>5,309,108</b>                |

## Summary of Revenues by Fund

|                                     | FY 2005-06<br>Prior Year<br>Actual | FY 2006-07<br>Budget<br>at 3/31/07 | FY 2007-08<br>Adopted<br>Budget |
|-------------------------------------|------------------------------------|------------------------------------|---------------------------------|
| <b>Fund 1055 - ASBESTOS PROGRAM</b> |                                    |                                    |                                 |
| REVENUES:                           |                                    |                                    |                                 |
| Taxes                               | 0                                  | 0                                  | 0                               |
| Licenses and Permits                | 0                                  | 0                                  | 0                               |
| Intergovernmental Revenues          | 7,600                              | 8,000                              | 15,265                          |
| Charges for Services                | 0                                  | 0                                  | 0                               |
| Fines and Forfeitures               | 0                                  | 0                                  | 0                               |
| Miscellaneous Revenues              | 2,259                              | 2,700                              | 1,000                           |
| <b>Total Revenues</b>               | <b>9,859</b>                       | <b>10,700</b>                      | <b>16,265</b>                   |
| 5% Statutory Deduction              | 0                                  | -535                               | -813                            |
| <b>Net Revenues</b>                 | <b>9,859</b>                       | <b>10,165</b>                      | <b>15,452</b>                   |
| NON-REVENUES:                       |                                    |                                    |                                 |
| Interfund Transfers                 | 0                                  | 0                                  | 0                               |
| Bond / Loan Proceeds                | 0                                  | 0                                  | 0                               |
| Fund Balance                        | 0                                  | 33,086                             | 18,086                          |
| Other Non-Revenues                  | 0                                  | 0                                  | 0                               |
| Internal Service Charges            | 0                                  | 0                                  | 0                               |
| <b>Fund Total</b>                   | <b>9,859</b>                       | <b>43,251</b>                      | <b>33,538</b>                   |
| <b>Fund 1056 - VISTA EAST PARKS</b> |                                    |                                    |                                 |
| REVENUES:                           |                                    |                                    |                                 |
| Taxes                               | 0                                  | 0                                  | 0                               |
| Licenses and Permits                | 0                                  | 0                                  | 0                               |
| Intergovernmental Revenues          | 0                                  | 0                                  | 0                               |
| Charges for Services                | 0                                  | 0                                  | 0                               |
| Fines and Forfeitures               | 0                                  | 0                                  | 0                               |
| Miscellaneous Revenues              | 6,051                              | 4,489                              | 3,000                           |
| <b>Total Revenues</b>               | <b>6,051</b>                       | <b>4,489</b>                       | <b>3,000</b>                    |
| 5% Statutory Deduction              | 0                                  | -224                               | -150                            |
| <b>Net Revenues</b>                 | <b>6,051</b>                       | <b>4,265</b>                       | <b>2,850</b>                    |
| NON-REVENUES:                       |                                    |                                    |                                 |
| Interfund Transfers                 | 0                                  | 0                                  | 0                               |
| Bond / Loan Proceeds                | 0                                  | 0                                  | 0                               |
| Fund Balance                        | 0                                  | 132,775                            | 2,000                           |
| Other Non-Revenues                  | 0                                  | 0                                  | 0                               |
| Internal Service Charges            | 0                                  | 0                                  | 0                               |
| <b>Fund Total</b>                   | <b>6,051</b>                       | <b>137,040</b>                     | <b>4,850</b>                    |

## Summary of Revenues by Fund

|                                                | FY 2005-06<br>Prior Year<br>Actual | FY 2006-07<br>Budget<br>at 3/31/07 | FY 2007-08<br>Adopted<br>Budget |
|------------------------------------------------|------------------------------------|------------------------------------|---------------------------------|
| <b>Fund 1057 - TM-ECON MITIG BANK PHASE IV</b> |                                    |                                    |                                 |
| REVENUES:                                      |                                    |                                    |                                 |
| Taxes                                          | 0                                  | 0                                  | 0                               |
| Licenses and Permits                           | 0                                  | 0                                  | 0                               |
| Intergovernmental Revenues                     | 0                                  | 0                                  | 0                               |
| Charges for Services                           | 0                                  | 0                                  | 692,571                         |
| Fines and Forfeitures                          | 0                                  | 0                                  | 0                               |
| Miscellaneous Revenues                         | 14,848                             | 0                                  | 0                               |
| Total Revenues                                 | <u>14,848</u>                      | <u>0</u>                           | <u>692,571</u>                  |
| 5% Statutory Deduction                         | 0                                  | 0                                  | -34,629                         |
| Net Revenues                                   | <u>14,848</u>                      | <u>0</u>                           | <u>657,942</u>                  |
| NON-REVENUES:                                  |                                    |                                    |                                 |
| Interfund Transfers                            | 677,724                            | 0                                  | 0                               |
| Bond / Loan Proceeds                           | 0                                  | 0                                  | 0                               |
| Fund Balance                                   | 0                                  | 692,571                            | 719,571                         |
| Other Non-Revenues                             | 0                                  | 0                                  | 0                               |
| Internal Service Charges                       | 0                                  | 0                                  | 0                               |
| Fund Total                                     | <u>692,571</u>                     | <u>692,571</u>                     | <u>1,377,513</u>                |
| <b>Fund 1058 - E-911 FEES</b>                  |                                    |                                    |                                 |
| REVENUES:                                      |                                    |                                    |                                 |
| Taxes                                          | 0                                  | 0                                  | 0                               |
| Licenses and Permits                           | 0                                  | 0                                  | 0                               |
| Intergovernmental Revenues                     | 0                                  | 0                                  | 0                               |
| Charges for Services                           | 3,179,024                          | 3,840,000                          | 5,122,632                       |
| Fines and Forfeitures                          | 0                                  | 0                                  | 0                               |
| Miscellaneous Revenues                         | 39,143                             | 20,500                             | 100,000                         |
| Total Revenues                                 | <u>3,218,167</u>                   | <u>3,860,500</u>                   | <u>5,222,632</u>                |
| 5% Statutory Deduction                         | 0                                  | -193,025                           | -261,132                        |
| Net Revenues                                   | <u>3,218,167</u>                   | <u>3,667,475</u>                   | <u>4,961,500</u>                |
| NON-REVENUES:                                  |                                    |                                    |                                 |
| Interfund Transfers                            | 984,184                            | 0                                  | 0                               |
| Bond / Loan Proceeds                           | 0                                  | 0                                  | 0                               |
| Fund Balance                                   | 0                                  | 2,088,295                          | 2,977,907                       |
| Other Non-Revenues                             | 0                                  | 0                                  | 0                               |
| Internal Service Charges                       | 0                                  | 0                                  | 0                               |
| Fund Total                                     | <u>4,202,351</u>                   | <u>5,755,770</u>                   | <u>7,939,407</u>                |

## Summary of Revenues by Fund

|                                                 | FY 2005-06<br>Prior Year<br>Actual | FY 2006-07<br>Budget<br>at 3/31/07 | FY 2007-08<br>Adopted<br>Budget |
|-------------------------------------------------|------------------------------------|------------------------------------|---------------------------------|
| <b>Fund 1059 - POLLUTANT STORAGE TANK</b>       |                                    |                                    |                                 |
| REVENUES:                                       |                                    |                                    |                                 |
| Taxes                                           | 0                                  | 0                                  | 0                               |
| Licenses and Permits                            | 0                                  | 0                                  | 0                               |
| Intergovernmental Revenues                      | 0                                  | 0                                  | 0                               |
| Charges for Services                            | 0                                  | 0                                  | 15,000                          |
| Fines and Forfeitures                           | 0                                  | 0                                  | 5,000                           |
| Miscellaneous Revenues                          | 0                                  | 0                                  | 1,000                           |
| <b>Total Revenues</b>                           | <b>0</b>                           | <b>0</b>                           | <b>21,000</b>                   |
| 5% Statutory Deduction                          | 0                                  | 0                                  | -1,050                          |
| <b>Net Revenues</b>                             | <b>0</b>                           | <b>0</b>                           | <b>19,950</b>                   |
| NON-REVENUES:                                   |                                    |                                    |                                 |
| Interfund Transfers                             | 0                                  | 0                                  | 0                               |
| Bond / Loan Proceeds                            | 0                                  | 0                                  | 0                               |
| Fund Balance                                    | 0                                  | 0                                  | 3,000                           |
| Other Non-Revenues                              | 0                                  | 0                                  | 0                               |
| Internal Service Charges                        | 0                                  | 0                                  | 0                               |
| <b>Fund Total</b>                               | <b>0</b>                           | <b>0</b>                           | <b>22,950</b>                   |
| <b>Fund 106T - AQUATIC WEED (TAX) DISTRICTS</b> |                                    |                                    |                                 |
| REVENUES:                                       |                                    |                                    |                                 |
| Taxes                                           | 421,655                            | 534,557                            | 557,073                         |
| Licenses and Permits                            | 0                                  | 0                                  | 0                               |
| Intergovernmental Revenues                      | 0                                  | 0                                  | 0                               |
| Charges for Services                            | 10,084                             | 2,950                              | 6,450                           |
| Fines and Forfeitures                           | 0                                  | 0                                  | 0                               |
| Miscellaneous Revenues                          | 234,318                            | 72,312                             | 137,533                         |
| <b>Total Revenues</b>                           | <b>666,056</b>                     | <b>609,819</b>                     | <b>701,056</b>                  |
| 5% Statutory Deduction                          | 0                                  | -30,494                            | -35,054                         |
| <b>Net Revenues</b>                             | <b>666,056</b>                     | <b>579,325</b>                     | <b>666,002</b>                  |
| NON-REVENUES:                                   |                                    |                                    |                                 |
| Interfund Transfers                             | 0                                  | 0                                  | 0                               |
| Bond / Loan Proceeds                            | 0                                  | 0                                  | 0                               |
| Fund Balance                                    | 0                                  | 3,036,959                          | 3,164,362                       |
| Other Non-Revenues                              | 0                                  | 0                                  | 0                               |
| Internal Service Charges                        | 0                                  | 0                                  | 0                               |
| <b>Fund Total</b>                               | <b>666,056</b>                     | <b>3,616,284</b>                   | <b>3,830,364</b>                |

## Summary of Revenues by Fund

|                                                     | FY 2005-06<br>Prior Year<br>Actual | FY 2006-07<br>Budget<br>at 3/31/07 | FY 2007-08<br>Adopted<br>Budget |
|-----------------------------------------------------|------------------------------------|------------------------------------|---------------------------------|
| <b>Fund 108N - AQUATIC WEED (NON-TAX) DISTRICTS</b> |                                    |                                    |                                 |
| REVENUES:                                           |                                    |                                    |                                 |
| Taxes                                               | 0                                  | 0                                  | 0                               |
| Licenses and Permits                                | 0                                  | 0                                  | 0                               |
| Intergovernmental Revenues                          | 0                                  | 0                                  | 0                               |
| Charges for Services                                | 0                                  | 0                                  | 0                               |
| Fines and Forfeitures                               | 0                                  | 0                                  | 0                               |
| Miscellaneous Revenues                              | 6,641                              | 7,634                              | 8,847                           |
| <b>Total Revenues</b>                               | <b>6,641</b>                       | <b>7,634</b>                       | <b>8,847</b>                    |
| 5% Statutory Deduction                              | 0                                  | -383                               | -443                            |
| <b>Net Revenues</b>                                 | <b>6,641</b>                       | <b>7,251</b>                       | <b>8,404</b>                    |
| NON-REVENUES:                                       |                                    |                                    |                                 |
| Interfund Transfers                                 | 0                                  | 247                                | 0                               |
| Bond / Loan Proceeds                                | 0                                  | 0                                  | 0                               |
| Fund Balance                                        | 0                                  | 99,346                             | 70,140                          |
| Other Non-Revenues                                  | 0                                  | 0                                  | 0                               |
| Internal Service Charges                            | 0                                  | 0                                  | 0                               |
| <b>Fund Total</b>                                   | <b>6,641</b>                       | <b>106,844</b>                     | <b>78,544</b>                   |
| <b>Fund 109W - WATER AND NAVIGATION FUNDS</b>       |                                    |                                    |                                 |
| REVENUES:                                           |                                    |                                    |                                 |
| Taxes                                               | 1,215,447                          | 1,569,501                          | 1,537,995                       |
| Licenses and Permits                                | 0                                  | 0                                  | 0                               |
| Intergovernmental Revenues                          | 0                                  | 0                                  | 0                               |
| Charges for Services                                | 22,962                             | 4,700                              | 14,700                          |
| Fines and Forfeitures                               | 0                                  | 0                                  | 0                               |
| Miscellaneous Revenues                              | 157,027                            | 85,955                             | 110,900                         |
| <b>Total Revenues</b>                               | <b>1,395,436</b>                   | <b>1,660,156</b>                   | <b>1,663,595</b>                |
| 5% Statutory Deduction                              | 0                                  | -83,008                            | -83,180                         |
| <b>Net Revenues</b>                                 | <b>1,395,436</b>                   | <b>1,577,148</b>                   | <b>1,580,415</b>                |
| NON-REVENUES:                                       |                                    |                                    |                                 |
| Interfund Transfers                                 | 0                                  | 0                                  | 0                               |
| Bond / Loan Proceeds                                | 0                                  | 0                                  | 0                               |
| Fund Balance                                        | 0                                  | 2,445,401                          | 2,588,291                       |
| Other Non-Revenues                                  | 0                                  | 0                                  | 0                               |
| Internal Service Charges                            | 0                                  | 0                                  | 0                               |
| <b>Fund Total</b>                                   | <b>1,395,436</b>                   | <b>4,022,549</b>                   | <b>4,168,706</b>                |

## Summary of Revenues by Fund

|                                                | FY 2005-06<br>Prior Year<br>Actual | FY 2006-07<br>Budget<br>at 3/31/07 | FY 2007-08<br>Adopted<br>Budget |
|------------------------------------------------|------------------------------------|------------------------------------|---------------------------------|
| <b>Fund 110M - MUNICIPAL SERVICE FUNDS</b>     |                                    |                                    |                                 |
| REVENUES:                                      |                                    |                                    |                                 |
| Taxes                                          | 1,204,483                          | 1,929,682                          | 1,828,730                       |
| Licenses and Permits                           | 0                                  | 0                                  | 0                               |
| Intergovernmental Revenues                     | 0                                  | 0                                  | 0                               |
| Charges for Services                           | 33,826                             | 0                                  | 10,000                          |
| Fines and Forfeitures                          | 0                                  | 0                                  | 0                               |
| Miscellaneous Revenues                         | 11,884,161                         | 14,502,042                         | 15,797,566                      |
| Total Revenues                                 | <u>13,122,469</u>                  | <u>16,431,724</u>                  | <u>17,636,296</u>               |
| 5% Statutory Deduction                         | 0                                  | -821,591                           | -881,819                        |
| Net Revenues                                   | <u>13,122,469</u>                  | <u>15,610,133</u>                  | <u>16,754,477</u>               |
| NON-REVENUES:                                  |                                    |                                    |                                 |
| Interfund Transfers                            | 75,360                             | 183,173                            | 335,789                         |
| Bond / Loan Proceeds                           | 0                                  | 85,000                             | 0                               |
| Fund Balance                                   | 0                                  | 5,371,091                          | 6,525,522                       |
| Other Non-Revenues                             | 0                                  | 0                                  | 0                               |
| Internal Service Charges                       | 0                                  | 0                                  | 0                               |
| Fund Total                                     | <u>13,197,830</u>                  | <u>21,249,397</u>                  | <u>23,615,788</u>               |
| <b>Fund 1177 - I-DRIVE PLANNING/ADMIN MSTU</b> |                                    |                                    |                                 |
| REVENUES:                                      |                                    |                                    |                                 |
| Taxes                                          | 472,588                            | 574,325                            | 550,942                         |
| Licenses and Permits                           | 0                                  | 0                                  | 0                               |
| Intergovernmental Revenues                     | 0                                  | 0                                  | 0                               |
| Charges for Services                           | 59,987                             | 56,820                             | 56,000                          |
| Fines and Forfeitures                          | 0                                  | 0                                  | 0                               |
| Miscellaneous Revenues                         | 2,193                              | 1,400                              | 1,500                           |
| Total Revenues                                 | <u>534,767</u>                     | <u>632,545</u>                     | <u>608,442</u>                  |
| 5% Statutory Deduction                         | 0                                  | -31,627                            | -30,422                         |
| Net Revenues                                   | <u>534,767</u>                     | <u>600,918</u>                     | <u>578,020</u>                  |
| NON-REVENUES:                                  |                                    |                                    |                                 |
| Interfund Transfers                            | 0                                  | 0                                  | 0                               |
| Bond / Loan Proceeds                           | 0                                  | 0                                  | 0                               |
| Fund Balance                                   | 0                                  | 25,451                             | 8,371                           |
| Other Non-Revenues                             | 0                                  | 0                                  | 0                               |
| Internal Service Charges                       | 0                                  | 0                                  | 0                               |
| Fund Total                                     | <u>534,767</u>                     | <u>626,369</u>                     | <u>586,391</u>                  |

## Summary of Revenues by Fund

|                                                   | FY 2005-06<br>Prior Year<br>Actual | FY 2006-07<br>Budget<br>at 3/31/07 | FY 2007-08<br>Adopted<br>Budget |
|---------------------------------------------------|------------------------------------|------------------------------------|---------------------------------|
| <b>Fund 1178 - I-DRIVE BUS SERVICE MSTU</b>       |                                    |                                    |                                 |
| REVENUES:                                         |                                    |                                    |                                 |
| Taxes                                             | 2,431,299                          | 2,858,508                          | 2,741,163                       |
| Licenses and Permits                              | 0                                  | 0                                  | 0                               |
| Intergovernmental Revenues                        | 0                                  | 0                                  | 0                               |
| Charges for Services                              | 574,592                            | 568,200                            | 560,000                         |
| Fines and Forfeitures                             | 0                                  | 0                                  | 0                               |
| Miscellaneous Revenues                            | 11,982                             | 8,000                              | 11,000                          |
| Total Revenues                                    | <u>3,017,873</u>                   | <u>3,434,708</u>                   | <u>3,312,163</u>                |
| 5% Statutory Deduction                            | 0                                  | -171,736                           | -165,608                        |
| Net Revenues                                      | <u>3,017,873</u>                   | <u>3,262,972</u>                   | <u>3,146,555</u>                |
| NON-REVENUES:                                     |                                    |                                    |                                 |
| Interfund Transfers                               | 0                                  | 0                                  | 0                               |
| Bond / Loan Proceeds                              | 0                                  | 0                                  | 0                               |
| Fund Balance                                      | 0                                  | 174,586                            | 52,146                          |
| Other Non-Revenues                                | 0                                  | 0                                  | 0                               |
| Internal Service Charges                          | 0                                  | 0                                  | 0                               |
| Fund Total                                        | <u><u>3,017,873</u></u>            | <u><u>3,437,558</u></u>            | <u><u>3,198,701</u></u>         |
| <b>Fund 1179 - NORTH I-DRIVE IMPROVEMENT MSTU</b> |                                    |                                    |                                 |
| REVENUES:                                         |                                    |                                    |                                 |
| Taxes                                             | 122,442                            | 144,324                            | 136,380                         |
| Licenses and Permits                              | 0                                  | 0                                  | 0                               |
| Intergovernmental Revenues                        | 0                                  | 0                                  | 0                               |
| Charges for Services                              | 1,375                              | 0                                  | 0                               |
| Fines and Forfeitures                             | 0                                  | 0                                  | 0                               |
| Miscellaneous Revenues                            | 564                                | 400                                | 400                             |
| Total Revenues                                    | <u>124,382</u>                     | <u>144,724</u>                     | <u>136,780</u>                  |
| 5% Statutory Deduction                            | 0                                  | -7,236                             | -6,839                          |
| Net Revenues                                      | <u>124,382</u>                     | <u>137,488</u>                     | <u>129,941</u>                  |
| NON-REVENUES:                                     |                                    |                                    |                                 |
| Interfund Transfers                               | 0                                  | 0                                  | 0                               |
| Bond / Loan Proceeds                              | 0                                  | 0                                  | 0                               |
| Fund Balance                                      | 0                                  | 7,458                              | 2,484                           |
| Other Non-Revenues                                | 0                                  | 0                                  | 0                               |
| Internal Service Charges                          | 0                                  | 0                                  | 0                               |
| Fund Total                                        | <u><u>124,382</u></u>              | <u><u>144,946</u></u>              | <u><u>132,425</u></u>           |

## Summary of Revenues by Fund

|                                                 | FY 2005-06<br>Prior Year<br>Actual | FY 2006-07<br>Budget<br>at 3/31/07 | FY 2007-08<br>Adopted<br>Budget |
|-------------------------------------------------|------------------------------------|------------------------------------|---------------------------------|
| <b>Fund 122R - INTERGOV. RADIO COMM. FUNDS</b>  |                                    |                                    |                                 |
| REVENUES:                                       |                                    |                                    |                                 |
| Taxes                                           | 0                                  | 0                                  | 0                               |
| Licenses and Permits                            | 0                                  | 0                                  | 0                               |
| Intergovernmental Revenues                      | 0                                  | 0                                  | 0                               |
| Charges for Services                            | 0                                  | 0                                  | 0                               |
| Fines and Forfeitures                           | 1,799,134                          | 1,599,536                          | 2,095,992                       |
| Miscellaneous Revenues                          | 168,698                            | 76,280                             | 90,000                          |
| <b>Total Revenues</b>                           | <b>1,967,831</b>                   | <b>1,675,816</b>                   | <b>2,185,992</b>                |
| 5% Statutory Deduction                          | 0                                  | -83,791                            | -109,300                        |
| <b>Net Revenues</b>                             | <b>1,967,831</b>                   | <b>1,592,025</b>                   | <b>2,076,692</b>                |
| NON-REVENUES:                                   |                                    |                                    |                                 |
| Interfund Transfers                             | 0                                  | 0                                  | 0                               |
| Bond / Loan Proceeds                            | 0                                  | 0                                  | 0                               |
| Fund Balance                                    | 0                                  | 2,896,051                          | 3,424,224                       |
| Other Non-Revenues                              | 0                                  | 0                                  | 0                               |
| Internal Service Charges                        | 0                                  | 0                                  | 0                               |
| <b>Fund Total</b>                               | <b>1,967,831</b>                   | <b>4,488,076</b>                   | <b>5,500,916</b>                |
| <b>Fund 1232 - LOCAL HOUSING ASSTNCE (SHIP)</b> |                                    |                                    |                                 |
| REVENUES:                                       |                                    |                                    |                                 |
| Taxes                                           | 0                                  | 0                                  | 0                               |
| Licenses and Permits                            | 0                                  | 0                                  | 0                               |
| Intergovernmental Revenues                      | 7,622,538                          | 6,000,000                          | 7,622,000                       |
| Charges for Services                            | 0                                  | 0                                  | 0                               |
| Fines and Forfeitures                           | 0                                  | 0                                  | 0                               |
| Miscellaneous Revenues                          | 3,416,513                          | 706,959                            | 0                               |
| <b>Total Revenues</b>                           | <b>11,039,051</b>                  | <b>6,706,959</b>                   | <b>7,622,000</b>                |
| 5% Statutory Deduction                          | 0                                  | -335,348                           | -381,100                        |
| <b>Net Revenues</b>                             | <b>11,039,051</b>                  | <b>6,371,611</b>                   | <b>7,240,900</b>                |
| NON-REVENUES:                                   |                                    |                                    |                                 |
| Interfund Transfers                             | 0                                  | 0                                  | 0                               |
| Bond / Loan Proceeds                            | 0                                  | 0                                  | 0                               |
| Fund Balance                                    | 0                                  | 34,676,138                         | 31,473,602                      |
| Other Non-Revenues                              | 0                                  | 0                                  | 0                               |
| Internal Service Charges                        | 0                                  | 0                                  | 0                               |
| <b>Fund Total</b>                               | <b>11,039,051</b>                  | <b>41,047,749</b>                  | <b>38,714,502</b>               |

## Summary of Revenues by Fund

|                                                 | FY 2005-06<br>Prior Year<br>Actual | FY 2006-07<br>Budget<br>at 3/31/07 | FY 2007-08<br>Adopted<br>Budget |
|-------------------------------------------------|------------------------------------|------------------------------------|---------------------------------|
| <b>Fund 1240 - COURT FACILITIES CAPITAL FEE</b> |                                    |                                    |                                 |
| REVENUES:                                       |                                    |                                    |                                 |
| Taxes                                           | 0                                  | 0                                  | 0                               |
| Licenses and Permits                            | 0                                  | 0                                  | 0                               |
| Intergovernmental Revenues                      | 0                                  | 0                                  | 0                               |
| Charges for Services                            | 0                                  | 0                                  | 0                               |
| Fines and Forfeitures                           | 0                                  | 0                                  | 0                               |
| Miscellaneous Revenues                          | 7,527                              | 6,810                              | 900                             |
| <b>Total Revenues</b>                           | <b>7,527</b>                       | <b>6,810</b>                       | <b>900</b>                      |
| 5% Statutory Deduction                          | 0                                  | -341                               | -45                             |
| <b>Net Revenues</b>                             | <b>7,527</b>                       | <b>6,469</b>                       | <b>855</b>                      |
| NON-REVENUES:                                   |                                    |                                    |                                 |
| Interfund Transfers                             | 0                                  | 0                                  | 0                               |
| Bond / Loan Proceeds                            | 0                                  | 0                                  | 0                               |
| Fund Balance                                    | 0                                  | 57,249                             | 1,845                           |
| Other Non-Revenues                              | 0                                  | 0                                  | 0                               |
| Internal Service Charges                        | 0                                  | 0                                  | 0                               |
| <b>Fund Total</b>                               | <b>7,527</b>                       | <b>63,718</b>                      | <b>2,700</b>                    |
| <b>Fund 1241 - TEEN COURT</b>                   |                                    |                                    |                                 |
| REVENUES:                                       |                                    |                                    |                                 |
| Taxes                                           | 0                                  | 0                                  | 0                               |
| Licenses and Permits                            | 0                                  | 0                                  | 0                               |
| Intergovernmental Revenues                      | 0                                  | 0                                  | 0                               |
| Charges for Services                            | 0                                  | 0                                  | 0                               |
| Fines and Forfeitures                           | 0                                  | 0                                  | 0                               |
| Miscellaneous Revenues                          | 88,527                             | 67,066                             | 58,000                          |
| <b>Total Revenues</b>                           | <b>88,527</b>                      | <b>67,066</b>                      | <b>58,000</b>                   |
| 5% Statutory Deduction                          | 0                                  | -3,353                             | -2,900                          |
| <b>Net Revenues</b>                             | <b>88,527</b>                      | <b>63,713</b>                      | <b>55,100</b>                   |
| NON-REVENUES:                                   |                                    |                                    |                                 |
| Interfund Transfers                             | 0                                  | 0                                  | 0                               |
| Bond / Loan Proceeds                            | 0                                  | 0                                  | 0                               |
| Fund Balance                                    | 0                                  | 1,794,821                          | 1,424,821                       |
| Other Non-Revenues                              | 0                                  | 0                                  | 0                               |
| Internal Service Charges                        | 0                                  | 0                                  | 0                               |
| <b>Fund Total</b>                               | <b>88,527</b>                      | <b>1,858,534</b>                   | <b>1,479,921</b>                |

## Summary of Revenues by Fund

|                                                   | FY 2005-06<br>Prior Year<br>Actual | FY 2006-07<br>Budget<br>at 3/31/07 | FY 2007-08<br>Adopted<br>Budget |
|---------------------------------------------------|------------------------------------|------------------------------------|---------------------------------|
| <b>Fund 1242 - CRIME PREVENTION-ORD 98-01</b>     |                                    |                                    |                                 |
| REVENUES:                                         |                                    |                                    |                                 |
| Taxes                                             | 0                                  | 0                                  | 0                               |
| Licenses and Permits                              | 0                                  | 0                                  | 0                               |
| Intergovernmental Revenues                        | 0                                  | 0                                  | 0                               |
| Charges for Services                              | 0                                  | 0                                  | 0                               |
| Fines and Forfeitures                             | 451,924                            | 300,000                            | 300,000                         |
| Miscellaneous Revenues                            | 39,222                             | 28,048                             | 40,000                          |
| <b>Total Revenues</b>                             | <b>491,146</b>                     | <b>328,048</b>                     | <b>340,000</b>                  |
| 5% Statutory Deduction                            | 0                                  | -16,402                            | -17,000                         |
| <b>Net Revenues</b>                               | <b>491,146</b>                     | <b>311,646</b>                     | <b>323,000</b>                  |
| NON-REVENUES:                                     |                                    |                                    |                                 |
| Interfund Transfers                               | 0                                  | 0                                  | 0                               |
| Bond / Loan Proceeds                              | 0                                  | 0                                  | 0                               |
| Fund Balance                                      | 0                                  | 894,664                            | 800,000                         |
| Other Non-Revenues                                | 0                                  | 0                                  | 0                               |
| Internal Service Charges                          | 0                                  | 0                                  | 0                               |
| <b>Fund Total</b>                                 | <b>491,146</b>                     | <b>1,206,310</b>                   | <b>1,123,000</b>                |
| <b>Fund 1243 - ORANGE BLOSSOM TRAIL NID 90-24</b> |                                    |                                    |                                 |
| REVENUES:                                         |                                    |                                    |                                 |
| Taxes                                             | 0                                  | 0                                  | 0                               |
| Licenses and Permits                              | 0                                  | 0                                  | 0                               |
| Intergovernmental Revenues                        | 0                                  | 0                                  | 0                               |
| Charges for Services                              | 0                                  | 0                                  | 0                               |
| Fines and Forfeitures                             | 0                                  | 0                                  | 0                               |
| Miscellaneous Revenues                            | 699                                | 0                                  | 0                               |
| <b>Total Revenues</b>                             | <b>699</b>                         | <b>0</b>                           | <b>0</b>                        |
| 5% Statutory Deduction                            | 0                                  | 0                                  | 0                               |
| <b>Net Revenues</b>                               | <b>699</b>                         | <b>0</b>                           | <b>0</b>                        |
| NON-REVENUES:                                     |                                    |                                    |                                 |
| Interfund Transfers                               | 122,985                            | 125,000                            | 125,000                         |
| Bond / Loan Proceeds                              | 0                                  | 0                                  | 0                               |
| Fund Balance                                      | 0                                  | 0                                  | 0                               |
| Other Non-Revenues                                | 0                                  | 0                                  | 0                               |
| Internal Service Charges                          | 0                                  | 0                                  | 0                               |
| <b>Fund Total</b>                                 | <b>123,685</b>                     | <b>125,000</b>                     | <b>125,000</b>                  |

## Summary of Revenues by Fund

|                                                    | FY 2005-06<br>Prior Year<br>Actual | FY 2006-07<br>Budget<br>at 3/31/07 | FY 2007-08<br>Adopted<br>Budget |
|----------------------------------------------------|------------------------------------|------------------------------------|---------------------------------|
| <b>Fund 1245 - DELINQUENCY PREVENTION ORD 9819</b> |                                    |                                    |                                 |
| REVENUES:                                          |                                    |                                    |                                 |
| Taxes                                              | 0                                  | 0                                  | 0                               |
| Licenses and Permits                               | 0                                  | 0                                  | 0                               |
| Intergovernmental Revenues                         | 0                                  | 0                                  | 0                               |
| Charges for Services                               | 0                                  | 0                                  | 0                               |
| Fines and Forfeitures                              | 0                                  | 0                                  | 0                               |
| Miscellaneous Revenues                             | 880                                | 875                                | 256                             |
| <b>Total Revenues</b>                              | <b>880</b>                         | <b>875</b>                         | <b>256</b>                      |
| 5% Statutory Deduction                             | 0                                  | -44                                | -13                             |
| <b>Net Revenues</b>                                | <b>880</b>                         | <b>831</b>                         | <b>243</b>                      |
| NON-REVENUES:                                      |                                    |                                    |                                 |
| Interfund Transfers                                | 0                                  | 0                                  | 0                               |
| Bond / Loan Proceeds                               | 0                                  | 0                                  | 0                               |
| Fund Balance                                       | 0                                  | 9,569                              | 10,500                          |
| Other Non-Revenues                                 | 0                                  | 0                                  | 0                               |
| Internal Service Charges                           | 0                                  | 0                                  | 0                               |
| <b>Fund Total</b>                                  | <b>880</b>                         | <b>10,400</b>                      | <b>10,743</b>                   |
| <b>Fund 1246 - INTERNATIONAL DRIVE CRA</b>         |                                    |                                    |                                 |
| REVENUES:                                          |                                    |                                    |                                 |
| Taxes                                              | 0                                  | 0                                  | 0                               |
| Licenses and Permits                               | 0                                  | 0                                  | 0                               |
| Intergovernmental Revenues                         | 0                                  | 0                                  | 0                               |
| Charges for Services                               | 0                                  | 0                                  | 0                               |
| Fines and Forfeitures                              | 0                                  | 0                                  | 0                               |
| Miscellaneous Revenues                             | 720,244                            | 587,226                            | 1,054,437                       |
| <b>Total Revenues</b>                              | <b>720,244</b>                     | <b>587,226</b>                     | <b>1,054,437</b>                |
| 5% Statutory Deduction                             | 0                                  | -29,361                            | -52,722                         |
| <b>Net Revenues</b>                                | <b>720,244</b>                     | <b>557,865</b>                     | <b>1,001,715</b>                |
| NON-REVENUES:                                      |                                    |                                    |                                 |
| Interfund Transfers                                | 3,989,962                          | 6,383,056                          | 8,426,160                       |
| Bond / Loan Proceeds                               | 0                                  | 0                                  | 0                               |
| Fund Balance                                       | 0                                  | 9,098,290                          | 9,689,199                       |
| Other Non-Revenues                                 | 0                                  | 0                                  | 0                               |
| Internal Service Charges                           | 0                                  | 0                                  | 0                               |
| <b>Fund Total</b>                                  | <b>4,710,206</b>                   | <b>16,039,211</b>                  | <b>19,117,074</b>               |

## Summary of Revenues by Fund

|                                                | FY 2005-06<br>Prior Year<br>Actual | FY 2006-07<br>Budget<br>at 3/31/07 | FY 2007-08<br>Adopted<br>Budget |
|------------------------------------------------|------------------------------------|------------------------------------|---------------------------------|
| <b>Fund 124X - COURT FEE FUNDS</b>             |                                    |                                    |                                 |
| REVENUES:                                      |                                    |                                    |                                 |
| Taxes                                          | 0                                  | 0                                  | 0                               |
| Licenses and Permits                           | 0                                  | 0                                  | 0                               |
| Intergovernmental Revenues                     | 0                                  | 0                                  | 0                               |
| Charges for Services                           | 10,403,452                         | 9,780,000                          | 10,401,302                      |
| Fines and Forfeitures                          | 0                                  | 0                                  | 0                               |
| Miscellaneous Revenues                         | 296,195                            | 140,458                            | 294,750                         |
| Total Revenues                                 | <u>10,699,647</u>                  | <u>9,920,458</u>                   | <u>10,696,052</u>               |
| 5% Statutory Deduction                         | 0                                  | -496,023                           | -534,802                        |
| Net Revenues                                   | <u>10,699,647</u>                  | <u>9,424,435</u>                   | <u>10,161,250</u>               |
| NON-REVENUES:                                  |                                    |                                    |                                 |
| Interfund Transfers                            | 1,214,005                          | 1,625,833                          | 1,390,086                       |
| Bond / Loan Proceeds                           | 0                                  | 0                                  | 0                               |
| Fund Balance                                   | 0                                  | 8,944,212                          | 8,300,000                       |
| Other Non-Revenues                             | 0                                  | 0                                  | 0                               |
| Internal Service Charges                       | 0                                  | 0                                  | 0                               |
| Fund Total                                     | <u>11,913,652</u>                  | <u>19,994,480</u>                  | <u>19,851,336</u>               |
| <b>Fund 1250 - BOATING IMPROVEMENT PROGRAM</b> |                                    |                                    |                                 |
| REVENUES:                                      |                                    |                                    |                                 |
| Taxes                                          | 0                                  | 0                                  | 0                               |
| Licenses and Permits                           | 0                                  | 0                                  | 0                               |
| Intergovernmental Revenues                     | 0                                  | 0                                  | 0                               |
| Charges for Services                           | 186,296                            | 175,000                            | 150,000                         |
| Fines and Forfeitures                          | 0                                  | 0                                  | 0                               |
| Miscellaneous Revenues                         | 72,946                             | 15,000                             | 50,000                          |
| Total Revenues                                 | <u>259,242</u>                     | <u>190,000</u>                     | <u>200,000</u>                  |
| 5% Statutory Deduction                         | 0                                  | -9,500                             | -10,000                         |
| Net Revenues                                   | <u>259,242</u>                     | <u>180,500</u>                     | <u>190,000</u>                  |
| NON-REVENUES:                                  |                                    |                                    |                                 |
| Interfund Transfers                            | 0                                  | 0                                  | 0                               |
| Bond / Loan Proceeds                           | 0                                  | 0                                  | 0                               |
| Fund Balance                                   | 0                                  | 1,746,771                          | 1,779,709                       |
| Other Non-Revenues                             | 0                                  | 0                                  | 0                               |
| Internal Service Charges                       | 0                                  | 0                                  | 0                               |
| Fund Total                                     | <u>259,242</u>                     | <u>1,927,271</u>                   | <u>1,969,709</u>                |

## Summary of Revenues by Fund

|                                                    | FY 2005-06<br>Prior Year<br>Actual | FY 2006-07<br>Budget<br>at 3/31/07 | FY 2007-08<br>Adopted<br>Budget |
|----------------------------------------------------|------------------------------------|------------------------------------|---------------------------------|
| <b>Fund 1263 - CONSERVATION TRUST - MITIGATION</b> |                                    |                                    |                                 |
| REVENUES:                                          |                                    |                                    |                                 |
| Taxes                                              | 0                                  | 0                                  | 0                               |
| Licenses and Permits                               | 0                                  | 0                                  | 0                               |
| Intergovernmental Revenues                         | 0                                  | 0                                  | 0                               |
| Charges for Services                               | 0                                  | 0                                  | 0                               |
| Fines and Forfeitures                              | 0                                  | 0                                  | 0                               |
| Miscellaneous Revenues                             | 1,826                              | 475                                | 500                             |
| <b>Total Revenues</b>                              | <b>1,826</b>                       | <b>475</b>                         | <b>500</b>                      |
| 5% Statutory Deduction                             | 0                                  | -24                                | -24                             |
| <b>Net Revenues</b>                                | <b>1,826</b>                       | <b>451</b>                         | <b>476</b>                      |
| NON-REVENUES:                                      |                                    |                                    |                                 |
| Interfund Transfers                                | 0                                  | 0                                  | 0                               |
| Bond / Loan Proceeds                               | 0                                  | 0                                  | 0                               |
| Fund Balance                                       | 0                                  | 41,882                             | 41,882                          |
| Other Non-Revenues                                 | 0                                  | 0                                  | 0                               |
| Internal Service Charges                           | 0                                  | 0                                  | 0                               |
| <b>Fund Total</b>                                  | <b>1,826</b>                       | <b>42,333</b>                      | <b>42,358</b>                   |
| <b>Fund 1265 - PARKS IMPACT FEE FUND</b>           |                                    |                                    |                                 |
| REVENUES:                                          |                                    |                                    |                                 |
| Taxes                                              | 0                                  | 0                                  | 0                               |
| Licenses and Permits                               | 0                                  | 0                                  | 0                               |
| Intergovernmental Revenues                         | 0                                  | 0                                  | 0                               |
| Charges for Services                               | 0                                  | 0                                  | 0                               |
| Fines and Forfeitures                              | 0                                  | 0                                  | 0                               |
| Miscellaneous Revenues                             | 2,861,837                          | 3,075,000                          | 4,040,000                       |
| <b>Total Revenues</b>                              | <b>2,861,837</b>                   | <b>3,075,000</b>                   | <b>4,040,000</b>                |
| 5% Statutory Deduction                             | 0                                  | -153,750                           | -202,000                        |
| <b>Net Revenues</b>                                | <b>2,861,837</b>                   | <b>2,921,250</b>                   | <b>3,838,000</b>                |
| NON-REVENUES:                                      |                                    |                                    |                                 |
| Interfund Transfers                                | 0                                  | 0                                  | 0                               |
| Bond / Loan Proceeds                               | 0                                  | 0                                  | 0                               |
| Fund Balance                                       | 0                                  | 2,861,837                          | 7,548,882                       |
| Other Non-Revenues                                 | 0                                  | 0                                  | 0                               |
| Internal Service Charges                           | 0                                  | 0                                  | 0                               |
| <b>Fund Total</b>                                  | <b>2,861,837</b>                   | <b>5,783,087</b>                   | <b>11,386,882</b>               |

## Summary of Revenues by Fund

|                                            | FY 2005-06<br>Prior Year<br>Actual | FY 2006-07<br>Budget<br>at 3/31/07 | FY 2007-08<br>Adopted<br>Budget |
|--------------------------------------------|------------------------------------|------------------------------------|---------------------------------|
| <b>Fund 126X - HISTORICAL MUSEUM FUNDS</b> |                                    |                                    |                                 |
| <b>REVENUES:</b>                           |                                    |                                    |                                 |
| Taxes                                      | 0                                  | 0                                  | 0                               |
| Licenses and Permits                       | 0                                  | 0                                  | 0                               |
| Intergovernmental Revenues                 | 0                                  | 0                                  | 0                               |
| Charges for Services                       | 0                                  | 0                                  | 0                               |
| Fines and Forfeitures                      | 0                                  | 0                                  | 0                               |
| Miscellaneous Revenues                     | 51,187                             | 0                                  | 0                               |
| <b>Total Revenues</b>                      | <b>51,187</b>                      | <b>0</b>                           | <b>0</b>                        |
| 5% Statutory Deduction                     | 0                                  | 0                                  | 0                               |
| <b>Net Revenues</b>                        | <b>51,187</b>                      | <b>0</b>                           | <b>0</b>                        |
| <b>NON-REVENUES:</b>                       |                                    |                                    |                                 |
| Interfund Transfers                        | 0                                  | 0                                  | 0                               |
| Bond / Loan Proceeds                       | 0                                  | 0                                  | 0                               |
| Fund Balance                               | 0                                  | 327                                | 1,000                           |
| Other Non-Revenues                         | 0                                  | 0                                  | 0                               |
| Internal Service Charges                   | 0                                  | 0                                  | 0                               |
| <b>Fund Total</b>                          | <b>51,187</b>                      | <b>327</b>                         | <b>1,000</b>                    |
| <b>Fund 1270 - CHOOSE LIFE FEES</b>        |                                    |                                    |                                 |
| <b>REVENUES:</b>                           |                                    |                                    |                                 |
| Taxes                                      | 0                                  | 0                                  | 0                               |
| Licenses and Permits                       | 0                                  | 0                                  | 0                               |
| Intergovernmental Revenues                 | 37,276                             | 20,000                             | 35,000                          |
| Charges for Services                       | 0                                  | 0                                  | 0                               |
| Fines and Forfeitures                      | 0                                  | 0                                  | 0                               |
| Miscellaneous Revenues                     | 1,042                              | 500                                | 500                             |
| <b>Total Revenues</b>                      | <b>38,318</b>                      | <b>20,500</b>                      | <b>35,500</b>                   |
| 5% Statutory Deduction                     | 0                                  | -1,025                             | -1,775                          |
| <b>Net Revenues</b>                        | <b>38,318</b>                      | <b>19,475</b>                      | <b>33,725</b>                   |
| <b>NON-REVENUES:</b>                       |                                    |                                    |                                 |
| Interfund Transfers                        | 0                                  | 0                                  | 0                               |
| Bond / Loan Proceeds                       | 0                                  | 0                                  | 0                               |
| Fund Balance                               | 0                                  | 59,009                             | 36,146                          |
| Other Non-Revenues                         | 0                                  | 0                                  | 0                               |
| Internal Service Charges                   | 0                                  | 0                                  | 0                               |
| <b>Fund Total</b>                          | <b>38,318</b>                      | <b>78,484</b>                      | <b>69,871</b>                   |

## Summary of Revenues by Fund

|                                              | FY 2005-06<br>Prior Year<br>Actual | FY 2006-07<br>Budget<br>at 3/31/07 | FY 2007-08<br>Adopted<br>Budget |
|----------------------------------------------|------------------------------------|------------------------------------|---------------------------------|
| <b>Fund 1271 - ARTS AND CULTURAL TOURISM</b> |                                    |                                    |                                 |
| <b>REVENUES:</b>                             |                                    |                                    |                                 |
| Taxes                                        | 0                                  | 0                                  | 0                               |
| Licenses and Permits                         | 0                                  | 0                                  | 0                               |
| Intergovernmental Revenues                   | 0                                  | 0                                  | 0                               |
| Charges for Services                         | 0                                  | 0                                  | 0                               |
| Fines and Forfeitures                        | 0                                  | 0                                  | 0                               |
| Miscellaneous Revenues                       | 40,444                             | 11,092                             | 60,000                          |
| <b>Total Revenues</b>                        | <b>40,444</b>                      | <b>11,092</b>                      | <b>60,000</b>                   |
| 5% Statutory Deduction                       | 0                                  | -555                               | -3,000                          |
| <b>Net Revenues</b>                          | <b>40,444</b>                      | <b>10,537</b>                      | <b>57,000</b>                   |
| <b>NON-REVENUES:</b>                         |                                    |                                    |                                 |
| Interfund Transfers                          | 1,423,632                          | 1,645,680                          | 5,430,102                       |
| Bond / Loan Proceeds                         | 0                                  | 0                                  | 0                               |
| Fund Balance                                 | 0                                  | 1,674,665                          | 1,516,680                       |
| Other Non-Revenues                           | 0                                  | 0                                  | 0                               |
| Internal Service Charges                     | 0                                  | 0                                  | 0                               |
| <b>Fund Total</b>                            | <b>1,464,076</b>                   | <b>3,330,882</b>                   | <b>7,003,782</b>                |
| <b>Fund 1272 - DRIVER EDUCATION SAFETY</b>   |                                    |                                    |                                 |
| <b>REVENUES:</b>                             |                                    |                                    |                                 |
| Taxes                                        | 0                                  | 0                                  | 0                               |
| Licenses and Permits                         | 0                                  | 0                                  | 0                               |
| Intergovernmental Revenues                   | 0                                  | 0                                  | 0                               |
| Charges for Services                         | 610,169                            | 650,000                            | 810,000                         |
| Fines and Forfeitures                        | 0                                  | 0                                  | 0                               |
| Miscellaneous Revenues                       | 21,291                             | 7,000                              | 8,000                           |
| <b>Total Revenues</b>                        | <b>631,460</b>                     | <b>657,000</b>                     | <b>818,000</b>                  |
| 5% Statutory Deduction                       | 0                                  | -32,850                            | -40,900                         |
| <b>Net Revenues</b>                          | <b>631,460</b>                     | <b>624,150</b>                     | <b>777,100</b>                  |
| <b>NON-REVENUES:</b>                         |                                    |                                    |                                 |
| Interfund Transfers                          | 0                                  | 0                                  | 0                               |
| Bond / Loan Proceeds                         | 0                                  | 0                                  | 0                               |
| Fund Balance                                 | 0                                  | 933,537                            | 167,850                         |
| Other Non-Revenues                           | 0                                  | 0                                  | 0                               |
| Internal Service Charges                     | 0                                  | 0                                  | 0                               |
| <b>Fund Total</b>                            | <b>631,460</b>                     | <b>1,557,687</b>                   | <b>944,950</b>                  |

## Summary of Revenues by Fund

|                                                        | FY 2005-06<br>Prior Year<br>Actual | FY 2006-07<br>Budget<br>at 3/31/07 | FY 2007-08<br>Adopted<br>Budget |
|--------------------------------------------------------|------------------------------------|------------------------------------|---------------------------------|
| <b>Fund 127X - DRAINAGE BASIN BUDGETS</b>              |                                    |                                    |                                 |
| <b>REVENUES:</b>                                       |                                    |                                    |                                 |
| Taxes                                                  | 0                                  | 0                                  | 0                               |
| Licenses and Permits                                   | 0                                  | 0                                  | 0                               |
| Intergovernmental Revenues                             | 0                                  | 0                                  | 0                               |
| Charges for Services                                   | 12,582                             | 28,500                             | 12,600                          |
| Fines and Forfeitures                                  | 0                                  | 0                                  | 0                               |
| Miscellaneous Revenues                                 | 55                                 | 52,080                             | 41,363                          |
| <b>Total Revenues</b>                                  | <b>12,637</b>                      | <b>80,580</b>                      | <b>53,963</b>                   |
| 5% Statutory Deduction                                 | 0                                  | -4,030                             | -2,702                          |
| <b>Net Revenues</b>                                    | <b>12,637</b>                      | <b>76,550</b>                      | <b>51,261</b>                   |
| <b>NON-REVENUES:</b>                                   |                                    |                                    |                                 |
| Interfund Transfers                                    | 0                                  | 0                                  | 0                               |
| Bond / Loan Proceeds                                   | 0                                  | 0                                  | 0                               |
| Fund Balance                                           | 0                                  | 12,637                             | 13,227                          |
| Other Non-Revenues                                     | 0                                  | 0                                  | 0                               |
| Internal Service Charges                               | 0                                  | 0                                  | 0                               |
| <b>Fund Total</b>                                      | <b>12,637</b>                      | <b>89,187</b>                      | <b>64,488</b>                   |
| <b>Fund 1281 - ARTS AND CULTURAL TOURISM - CAPITAL</b> |                                    |                                    |                                 |
| <b>REVENUES:</b>                                       |                                    |                                    |                                 |
| Taxes                                                  | 0                                  | 0                                  | 0                               |
| Licenses and Permits                                   | 0                                  | 0                                  | 0                               |
| Intergovernmental Revenues                             | 0                                  | 0                                  | 0                               |
| Charges for Services                                   | 0                                  | 0                                  | 0                               |
| Fines and Forfeitures                                  | 0                                  | 0                                  | 0                               |
| Miscellaneous Revenues                                 | 9,530                              | 3,500                              | 0                               |
| <b>Total Revenues</b>                                  | <b>9,530</b>                       | <b>3,500</b>                       | <b>0</b>                        |
| 5% Statutory Deduction                                 | 0                                  | -175                               | 0                               |
| <b>Net Revenues</b>                                    | <b>9,530</b>                       | <b>3,325</b>                       | <b>0</b>                        |
| <b>NON-REVENUES:</b>                                   |                                    |                                    |                                 |
| Interfund Transfers                                    | 1,645,134                          | 1,500,000                          | 0                               |
| Bond / Loan Proceeds                                   | 0                                  | 0                                  | 0                               |
| Fund Balance                                           | 0                                  | 1,409,858                          | 2,030,000                       |
| Other Non-Revenues                                     | 0                                  | 0                                  | 0                               |
| Internal Service Charges                               | 0                                  | 0                                  | 0                               |
| <b>Fund Total</b>                                      | <b>1,654,664</b>                   | <b>2,913,183</b>                   | <b>2,030,000</b>                |

## Summary of Revenues by Fund

|                                            | FY 2005-06<br>Prior Year<br>Actual | FY 2006-07<br>Budget<br>at 3/31/07 | FY 2007-08<br>Adopted<br>Budget |
|--------------------------------------------|------------------------------------|------------------------------------|---------------------------------|
| <b>Fund 130X - DEFICIENT SEGMENT FUNDS</b> |                                    |                                    |                                 |
| <b>REVENUES:</b>                           |                                    |                                    |                                 |
| Taxes                                      | 0                                  | 0                                  | 0                               |
| Licenses and Permits                       | 0                                  | 0                                  | 0                               |
| Intergovernmental Revenues                 | 0                                  | 0                                  | 0                               |
| Charges for Services                       | 0                                  | 0                                  | 0                               |
| Fines and Forfeitures                      | 0                                  | 0                                  | 0                               |
| Miscellaneous Revenues                     | 10,627,726                         | 359,386                            | 647,170                         |
| <b>Total Revenues</b>                      | <b>10,627,726</b>                  | <b>359,386</b>                     | <b>647,170</b>                  |
| 5% Statutory Deduction                     | 0                                  | -17,969                            | -32,361                         |
| <b>Net Revenues</b>                        | <b>10,627,726</b>                  | <b>341,417</b>                     | <b>614,809</b>                  |
| <b>NON-REVENUES:</b>                       |                                    |                                    |                                 |
| Interfund Transfers                        | 0                                  | 0                                  | 0                               |
| Bond / Loan Proceeds                       | 0                                  | 0                                  | 0                               |
| Fund Balance                               | 0                                  | 18,703,475                         | 17,654,049                      |
| Other Non-Revenues                         | 0                                  | 0                                  | 0                               |
| Internal Service Charges                   | 0                                  | 0                                  | 0                               |
| <b>Fund Total</b>                          | <b>10,627,726</b>                  | <b>19,044,892</b>                  | <b>18,268,858</b>               |
| <b>Fund 1660 - INMATE COMMISSARY FUND</b>  |                                    |                                    |                                 |
| <b>REVENUES:</b>                           |                                    |                                    |                                 |
| Taxes                                      | 0                                  | 0                                  | 0                               |
| Licenses and Permits                       | 0                                  | 0                                  | 0                               |
| Intergovernmental Revenues                 | 0                                  | 0                                  | 0                               |
| Charges for Services                       | 802,850                            | 680,836                            | 968,618                         |
| Fines and Forfeitures                      | 0                                  | 0                                  | 0                               |
| Miscellaneous Revenues                     | 61,198                             | 15,000                             | 62,600                          |
| <b>Total Revenues</b>                      | <b>864,048</b>                     | <b>695,836</b>                     | <b>1,031,218</b>                |
| 5% Statutory Deduction                     | 0                                  | -34,792                            | -51,561                         |
| <b>Net Revenues</b>                        | <b>864,048</b>                     | <b>661,044</b>                     | <b>979,657</b>                  |
| <b>NON-REVENUES:</b>                       |                                    |                                    |                                 |
| Interfund Transfers                        | 0                                  | 0                                  | 0                               |
| Bond / Loan Proceeds                       | 0                                  | 0                                  | 0                               |
| Fund Balance                               | 0                                  | 827,188                            | 633,468                         |
| Other Non-Revenues                         | 0                                  | 0                                  | 0                               |
| Internal Service Charges                   | 0                                  | 0                                  | 0                               |
| <b>Fund Total</b>                          | <b>864,048</b>                     | <b>1,488,232</b>                   | <b>1,613,125</b>                |

## Summary of Revenues by Fund

|                                           | FY 2005-06<br>Prior Year<br>Actual | FY 2006-07<br>Budget<br>at 3/31/07 | FY 2007-08<br>Adopted<br>Budget |
|-------------------------------------------|------------------------------------|------------------------------------|---------------------------------|
| <b>Fund 2314 - SALES TAX TRUST FUND</b>   |                                    |                                    |                                 |
| REVENUES:                                 |                                    |                                    |                                 |
| Taxes                                     | 0                                  | 0                                  | 0                               |
| Licenses and Permits                      | 0                                  | 0                                  | 0                               |
| Intergovernmental Revenues                | 128,579,389                        | 135,025,879                        | 128,000,000                     |
| Charges for Services                      | 0                                  | 0                                  | 0                               |
| Fines and Forfeitures                     | 0                                  | 0                                  | 0                               |
| Miscellaneous Revenues                    | 1,127,905                          | 860,000                            | 900,000                         |
| <b>Total Revenues</b>                     | <b>129,707,294</b>                 | <b>135,885,879</b>                 | <b>128,900,000</b>              |
| 5% Statutory Deduction                    | 0                                  | -6,794,294                         | -6,445,000                      |
| <b>Net Revenues</b>                       | <b>129,707,294</b>                 | <b>129,091,585</b>                 | <b>122,455,000</b>              |
| NON-REVENUES:                             |                                    |                                    |                                 |
| Interfund Transfers                       | 0                                  | 0                                  | 0                               |
| Bond / Loan Proceeds                      | 43,585,000                         | 0                                  | 0                               |
| Fund Balance                              | 0                                  | 64,624,769                         | 38,200,753                      |
| Other Non-Revenues                        | 0                                  | 0                                  | 0                               |
| Internal Service Charges                  | 0                                  | 0                                  | 0                               |
| <b>Fund Total</b>                         | <b>173,292,294</b>                 | <b>193,716,354</b>                 | <b>160,655,753</b>              |
| <b>Fund 2316 - PUBLIC FACILITIES 1994</b> |                                    |                                    |                                 |
| REVENUES:                                 |                                    |                                    |                                 |
| Taxes                                     | 0                                  | 0                                  | 0                               |
| Licenses and Permits                      | 0                                  | 0                                  | 0                               |
| Intergovernmental Revenues                | 0                                  | 0                                  | 0                               |
| Charges for Services                      | 0                                  | 0                                  | 0                               |
| Fines and Forfeitures                     | 0                                  | 0                                  | 0                               |
| Miscellaneous Revenues                    | 183,029                            | 90,000                             | 150,000                         |
| <b>Total Revenues</b>                     | <b>183,029</b>                     | <b>90,000</b>                      | <b>150,000</b>                  |
| 5% Statutory Deduction                    | 0                                  | -4,500                             | -7,500                          |
| <b>Net Revenues</b>                       | <b>183,029</b>                     | <b>85,500</b>                      | <b>142,500</b>                  |
| NON-REVENUES:                             |                                    |                                    |                                 |
| Interfund Transfers                       | 0                                  | 0                                  | 0                               |
| Bond / Loan Proceeds                      | 0                                  | 0                                  | 0                               |
| Fund Balance                              | 0                                  | 4,655,505                          | 4,840,505                       |
| Other Non-Revenues                        | 0                                  | 0                                  | 0                               |
| Internal Service Charges                  | 0                                  | 0                                  | 0                               |
| <b>Fund Total</b>                         | <b>183,029</b>                     | <b>4,741,005</b>                   | <b>4,983,005</b>                |

## Summary of Revenues by Fund

|                                                 | FY 2005-06<br>Prior Year<br>Actual | FY 2006-07<br>Budget<br>at 3/31/07 | FY 2007-08<br>Adopted<br>Budget |
|-------------------------------------------------|------------------------------------|------------------------------------|---------------------------------|
| <b>Fund 2317 - CAPITAL IMPROVEMENT 88/92/98</b> |                                    |                                    |                                 |
| REVENUES:                                       |                                    |                                    |                                 |
| Taxes                                           | 0                                  | 0                                  | 0                               |
| Licenses and Permits                            | 0                                  | 0                                  | 0                               |
| Intergovernmental Revenues                      | 31,257,697                         | 31,081,000                         | 29,440,000                      |
| Charges for Services                            | 0                                  | 0                                  | 0                               |
| Fines and Forfeitures                           | 0                                  | 0                                  | 0                               |
| Miscellaneous Revenues                          | 290,944                            | 180,000                            | 180,000                         |
| <b>Total Revenues</b>                           | <b>31,548,641</b>                  | <b>31,261,000</b>                  | <b>29,620,000</b>               |
| 5% Statutory Deduction                          | 0                                  | -1,563,050                         | -1,481,000                      |
| <b>Net Revenues</b>                             | <b>31,548,641</b>                  | <b>29,697,950</b>                  | <b>28,139,000</b>               |
| NON-REVENUES:                                   |                                    |                                    |                                 |
| Interfund Transfers                             | 0                                  | 0                                  | 0                               |
| Bond / Loan Proceeds                            | 0                                  | 0                                  | 0                               |
| Fund Balance                                    | 0                                  | 10,395,445                         | 5,402,240                       |
| Other Non-Revenues                              | 0                                  | 0                                  | 0                               |
| Internal Service Charges                        | 0                                  | 0                                  | 0                               |
| <b>Fund Total</b>                               | <b>31,548,641</b>                  | <b>40,093,395</b>                  | <b>33,541,240</b>               |
| <b>Fund 2319 - PUBLIC SERVICE TAX 1995</b>      |                                    |                                    |                                 |
| REVENUES:                                       |                                    |                                    |                                 |
| Taxes                                           | 83,318,547                         | 79,464,000                         | 86,700,000                      |
| Licenses and Permits                            | 0                                  | 0                                  | 0                               |
| Intergovernmental Revenues                      | 0                                  | 0                                  | 0                               |
| Charges for Services                            | 0                                  | 0                                  | 0                               |
| Fines and Forfeitures                           | 0                                  | 0                                  | 0                               |
| Miscellaneous Revenues                          | 853,773                            | 536,000                            | 536,000                         |
| <b>Total Revenues</b>                           | <b>84,172,320</b>                  | <b>80,000,000</b>                  | <b>87,236,000</b>               |
| 5% Statutory Deduction                          | 0                                  | -4,000,000                         | -4,361,800                      |
| <b>Net Revenues</b>                             | <b>84,172,320</b>                  | <b>76,000,000</b>                  | <b>82,874,200</b>               |
| NON-REVENUES:                                   |                                    |                                    |                                 |
| Interfund Transfers                             | 0                                  | 0                                  | 0                               |
| Bond / Loan Proceeds                            | 0                                  | 0                                  | 0                               |
| Fund Balance                                    | 0                                  | 38,736,533                         | 40,362,143                      |
| Other Non-Revenues                              | 0                                  | 0                                  | 0                               |
| Internal Service Charges                        | 0                                  | 0                                  | 0                               |
| <b>Fund Total</b>                               | <b>84,172,320</b>                  | <b>114,736,533</b>                 | <b>123,236,343</b>              |

## Summary of Revenues by Fund

|                                              | FY 2005-06<br>Prior Year<br>Actual | FY 2006-07<br>Budget<br>at 3/31/07 | FY 2007-08<br>Adopted<br>Budget |
|----------------------------------------------|------------------------------------|------------------------------------|---------------------------------|
| <b>Fund 24XX - MSBU DEBT SERVICE</b>         |                                    |                                    |                                 |
| REVENUES:                                    |                                    |                                    |                                 |
| Taxes                                        | 0                                  | 0                                  | 0                               |
| Licenses and Permits                         | 0                                  | 0                                  | 0                               |
| Intergovernmental Revenues                   | 0                                  | 0                                  | 0                               |
| Charges for Services                         | 0                                  | 0                                  | 0                               |
| Fines and Forfeitures                        | 0                                  | 0                                  | 0                               |
| Miscellaneous Revenues                       | 200,668                            | 204,495                            | 239,730                         |
| <b>Total Revenues</b>                        | <b>200,668</b>                     | <b>204,495</b>                     | <b>239,730</b>                  |
| 5% Statutory Deduction                       | 0                                  | -10,225                            | -11,987                         |
| <b>Net Revenues</b>                          | <b>200,668</b>                     | <b>194,270</b>                     | <b>227,743</b>                  |
| NON-REVENUES:                                |                                    |                                    |                                 |
| Interfund Transfers                          | 0                                  | 0                                  | 0                               |
| Bond / Loan Proceeds                         | 0                                  | 0                                  | 0                               |
| Fund Balance                                 | 0                                  | 254,125                            | 232,067                         |
| Other Non-Revenues                           | 0                                  | 0                                  | 0                               |
| Internal Service Charges                     | 0                                  | 0                                  | 0                               |
| <b>Fund Total</b>                            | <b>200,668</b>                     | <b>448,395</b>                     | <b>459,810</b>                  |
| <b>Fund 3355 - COMMERCIAL PAPER PROJECTS</b> |                                    |                                    |                                 |
| REVENUES:                                    |                                    |                                    |                                 |
| Taxes                                        | 0                                  | 0                                  | 0                               |
| Licenses and Permits                         | 0                                  | 0                                  | 0                               |
| Intergovernmental Revenues                   | 0                                  | 0                                  | 0                               |
| Charges for Services                         | 0                                  | 0                                  | 0                               |
| Fines and Forfeitures                        | 0                                  | 0                                  | 0                               |
| Miscellaneous Revenues                       | 110,065                            | 0                                  | 0                               |
| <b>Total Revenues</b>                        | <b>110,065</b>                     | <b>0</b>                           | <b>0</b>                        |
| 5% Statutory Deduction                       | 0                                  | 0                                  | 0                               |
| <b>Net Revenues</b>                          | <b>110,065</b>                     | <b>0</b>                           | <b>0</b>                        |
| NON-REVENUES:                                |                                    |                                    |                                 |
| Interfund Transfers                          | 0                                  | 0                                  | 0                               |
| Bond / Loan Proceeds                         | 5,500,000                          | 25,813,083                         | 50,127,000                      |
| Fund Balance                                 | 0                                  | 88                                 | 0                               |
| Other Non-Revenues                           | 0                                  | 0                                  | 0                               |
| Internal Service Charges                     | 0                                  | 0                                  | 0                               |
| <b>Fund Total</b>                            | <b>5,610,065</b>                   | <b>25,813,171</b>                  | <b>50,127,000</b>               |

## Summary of Revenues by Fund

|                                                   | FY 2005-06<br>Prior Year<br>Actual | FY 2006-07<br>Budget<br>at 3/31/07 | FY 2007-08<br>Adopted<br>Budget |
|---------------------------------------------------|------------------------------------|------------------------------------|---------------------------------|
| <b>Fund 3362 - SALES TAX CAPITAL PROJECTS</b>     |                                    |                                    |                                 |
| REVENUES:                                         |                                    |                                    |                                 |
| Taxes                                             | 0                                  | 0                                  | 0                               |
| Licenses and Permits                              | 0                                  | 0                                  | 0                               |
| Intergovernmental Revenues                        | 0                                  | 0                                  | 0                               |
| Charges for Services                              | 0                                  | 0                                  | 0                               |
| Fines and Forfeitures                             | 0                                  | 0                                  | 0                               |
| Miscellaneous Revenues                            | 91,990                             | 85,860                             | 0                               |
| <b>Total Revenues</b>                             | <b>91,990</b>                      | <b>85,860</b>                      | <b>0</b>                        |
| 5% Statutory Deduction                            | 0                                  | -3,750                             | 0                               |
| <b>Net Revenues</b>                               | <b>91,990</b>                      | <b>82,110</b>                      | <b>0</b>                        |
| NON-REVENUES:                                     |                                    |                                    |                                 |
| Interfund Transfers                               | 0                                  | 0                                  | 0                               |
| Bond / Loan Proceeds                              | 0                                  | 0                                  | 0                               |
| Fund Balance                                      | 0                                  | 89,140                             | 0                               |
| Other Non-Revenues                                | 0                                  | 0                                  | 0                               |
| Internal Service Charges                          | 0                                  | 0                                  | 0                               |
| <b>Fund Total</b>                                 | <b>91,990</b>                      | <b>171,250</b>                     | <b>0</b>                        |
| <b>Fund 3363 - PUBLIC SERVICE TAX 03 CAP PROJ</b> |                                    |                                    |                                 |
| REVENUES:                                         |                                    |                                    |                                 |
| Taxes                                             | 0                                  | 0                                  | 0                               |
| Licenses and Permits                              | 0                                  | 0                                  | 0                               |
| Intergovernmental Revenues                        | 0                                  | 0                                  | 0                               |
| Charges for Services                              | 0                                  | 0                                  | 0                               |
| Fines and Forfeitures                             | 0                                  | 0                                  | 0                               |
| Miscellaneous Revenues                            | 500,690                            | 0                                  | 10,526                          |
| <b>Total Revenues</b>                             | <b>500,690</b>                     | <b>0</b>                           | <b>10,526</b>                   |
| 5% Statutory Deduction                            | 0                                  | 0                                  | -526                            |
| <b>Net Revenues</b>                               | <b>500,690</b>                     | <b>0</b>                           | <b>10,000</b>                   |
| NON-REVENUES:                                     |                                    |                                    |                                 |
| Interfund Transfers                               | 0                                  | 0                                  | 0                               |
| Bond / Loan Proceeds                              | 0                                  | 0                                  | 0                               |
| Fund Balance                                      | 0                                  | 3,460,175                          | 135,196                         |
| Other Non-Revenues                                | 0                                  | 0                                  | 0                               |
| Internal Service Charges                          | 0                                  | 0                                  | 0                               |
| <b>Fund Total</b>                                 | <b>500,690</b>                     | <b>3,460,175</b>                   | <b>145,196</b>                  |

## Summary of Revenues by Fund

|                                           | FY 2005-06<br>Prior Year<br>Actual | FY 2006-07<br>Budget<br>at 3/31/07 | FY 2007-08<br>Adopted<br>Budget |
|-------------------------------------------|------------------------------------|------------------------------------|---------------------------------|
| <b>Fund 4410 - SOLID WASTE SYSTEM</b>     |                                    |                                    |                                 |
| REVENUES:                                 |                                    |                                    |                                 |
| Taxes                                     | 0                                  | 0                                  | 0                               |
| Licenses and Permits                      | 7,150                              | 6,205                              | 6,205                           |
| Intergovernmental Revenues                | 1,036,252                          | 0                                  | 0                               |
| Charges for Services                      | 31,053,870                         | 27,134,045                         | 30,742,552                      |
| Fines and Forfeitures                     | 0                                  | 0                                  | 0                               |
| Miscellaneous Revenues                    | 3,875,658                          | 3,136,796                          | 3,309,259                       |
| Total Revenues                            | <u>35,972,931</u>                  | <u>30,277,046</u>                  | <u>34,058,016</u>               |
| 5% Statutory Deduction                    | 0                                  | -1,513,852                         | -1,702,901                      |
| Net Revenues                              | <u>35,972,931</u>                  | <u>28,763,194</u>                  | <u>32,355,115</u>               |
| NON-REVENUES:                             |                                    |                                    |                                 |
| Interfund Transfers                       | 0                                  | 0                                  | 0                               |
| Bond / Loan Proceeds                      | 0                                  | 0                                  | 0                               |
| Fund Balance                              | 0                                  | 79,375,024                         | 65,730,835                      |
| Other Non-Revenues                        | 0                                  | 0                                  | 0                               |
| Internal Service Charges                  | 0                                  | 0                                  | 0                               |
| Fund Total                                | <u>35,972,931</u>                  | <u>108,138,218</u>                 | <u>98,085,950</u>               |
| <b>Fund 4420 - WATER UTILITIES SYSTEM</b> |                                    |                                    |                                 |
| REVENUES:                                 |                                    |                                    |                                 |
| Taxes                                     | 0                                  | 0                                  | 0                               |
| Licenses and Permits                      | 43,263                             | 36,747                             | 52,710                          |
| Intergovernmental Revenues                | 154,343                            | 0                                  | 0                               |
| Charges for Services                      | 144,670,185                        | 145,273,927                        | 164,922,820                     |
| Fines and Forfeitures                     | 1,500                              | 0                                  | 1,093                           |
| Miscellaneous Revenues                    | 92,359,188                         | 52,055,691                         | 47,769,296                      |
| Total Revenues                            | <u>237,228,480</u>                 | <u>197,366,365</u>                 | <u>212,745,919</u>              |
| 5% Statutory Deduction                    | 0                                  | -9,868,318                         | -10,637,296                     |
| Net Revenues                              | <u>237,228,480</u>                 | <u>187,498,047</u>                 | <u>202,108,623</u>              |
| NON-REVENUES:                             |                                    |                                    |                                 |
| Interfund Transfers                       | 211,783                            | 469,071                            | 583,890                         |
| Bond / Loan Proceeds                      | 0                                  | 0                                  | 0                               |
| Fund Balance                              | 0                                  | 194,182,791                        | 176,482,694                     |
| Other Non-Revenues                        | 0                                  | 0                                  | 0                               |
| Internal Service Charges                  | 0                                  | 0                                  | 0                               |
| Fund Total                                | <u>237,440,262</u>                 | <u>382,149,909</u>                 | <u>379,175,207</u>              |

## Summary of Revenues by Fund

|                                       | FY 2005-06<br>Prior Year<br>Actual | FY 2006-07<br>Budget<br>at 3/31/07 | FY 2007-08<br>Adopted<br>Budget |
|---------------------------------------|------------------------------------|------------------------------------|---------------------------------|
| <b>Fund 442W - WATER SYSTEM MSTUS</b> |                                    |                                    |                                 |
| REVENUES:                             |                                    |                                    |                                 |
| Taxes                                 | 0                                  | 0                                  | 0                               |
| Licenses and Permits                  | 0                                  | 0                                  | 0                               |
| Intergovernmental Revenues            | 0                                  | 0                                  | 0                               |
| Charges for Services                  | 0                                  | 0                                  | 0                               |
| Fines and Forfeitures                 | 0                                  | 0                                  | 0                               |
| Miscellaneous Revenues                | 478,426                            | 209,913                            | 587,214                         |
| <b>Total Revenues</b>                 | <u>478,426</u>                     | <u>209,913</u>                     | <u>587,214</u>                  |
| 5% Statutory Deduction                | 0                                  | -10,495                            | -29,361                         |
| <b>Net Revenues</b>                   | <u>478,426</u>                     | <u>199,418</u>                     | <u>557,853</u>                  |
| NON-REVENUES:                         |                                    |                                    |                                 |
| Interfund Transfers                   | 0                                  | 0                                  | 0                               |
| Bond / Loan Proceeds                  | 0                                  | 0                                  | 0                               |
| Fund Balance                          | 0                                  | 271,611                            | 27,641                          |
| Other Non-Revenues                    | 0                                  | 0                                  | 0                               |
| Internal Service Charges              | 0                                  | 0                                  | 0                               |
| <b>Fund Total</b>                     | <u>478,426</u>                     | <u>471,029</u>                     | <u>585,494</u>                  |
| <b>Fund 4430 - CONVENTION CENTER</b>  |                                    |                                    |                                 |
| REVENUES:                             |                                    |                                    |                                 |
| Taxes                                 | 129,899,324                        | 156,770,000                        | 170,005,076                     |
| Licenses and Permits                  | 0                                  | 0                                  | 0                               |
| Intergovernmental Revenues            | 49,787                             | 0                                  | 0                               |
| Charges for Services                  | 51,967,993                         | 49,152,156                         | 57,267,666                      |
| Fines and Forfeitures                 | 0                                  | 0                                  | 0                               |
| Miscellaneous Revenues                | 9,048,670                          | 5,636,041                          | 7,369,457                       |
| <b>Total Revenues</b>                 | <u>190,965,775</u>                 | <u>211,558,197</u>                 | <u>234,642,199</u>              |
| 5% Statutory Deduction                | 0                                  | -10,577,910                        | -11,732,110                     |
| <b>Net Revenues</b>                   | <u>190,965,775</u>                 | <u>200,980,287</u>                 | <u>222,910,089</u>              |
| NON-REVENUES:                         |                                    |                                    |                                 |
| Interfund Transfers                   | 0                                  | 0                                  | 0                               |
| Bond / Loan Proceeds                  | 73,778,778                         | 0                                  | 0                               |
| Fund Balance                          | 0                                  | 104,079,943                        | 114,363,971                     |
| Other Non-Revenues                    | 0                                  | 0                                  | 0                               |
| Internal Service Charges              | 0                                  | 0                                  | 0                               |
| <b>Fund Total</b>                     | <u>264,744,553</u>                 | <u>305,060,230</u>                 | <u>337,274,060</u>              |

## Summary of Revenues by Fund

|                                            | FY 2005-06<br>Prior Year<br>Actual | FY 2006-07<br>Budget<br>at 3/31/07 | FY 2007-08<br>Adopted<br>Budget |
|--------------------------------------------|------------------------------------|------------------------------------|---------------------------------|
| <b>Fund 5510 - RISK MANAGEMENT PROGRAM</b> |                                    |                                    |                                 |
| REVENUES:                                  |                                    |                                    |                                 |
| Taxes                                      | 0                                  | 0                                  | 0                               |
| Licenses and Permits                       | 0                                  | 0                                  | 0                               |
| Intergovernmental Revenues                 | 1,357,757                          | 1,500,000                          | 0                               |
| Charges for Services                       | 0                                  | 0                                  | 0                               |
| Fines and Forfeitures                      | 0                                  | 0                                  | 0                               |
| Miscellaneous Revenues                     | 3,304,379                          | 1,624,667                          | 1,700,000                       |
| <b>Total Revenues</b>                      | <b>4,662,136</b>                   | <b>3,124,667</b>                   | <b>1,700,000</b>                |
| 5% Statutory Deduction                     | 0                                  | -156,233                           | -85,000                         |
| <b>Net Revenues</b>                        | <b>4,662,136</b>                   | <b>2,968,434</b>                   | <b>1,615,000</b>                |
| NON-REVENUES:                              |                                    |                                    |                                 |
| Interfund Transfers                        | 0                                  | 0                                  | 0                               |
| Bond / Loan Proceeds                       | 0                                  | 0                                  | 0                               |
| Fund Balance                               | 0                                  | 46,595,364                         | 49,188,284                      |
| Other Non-Revenues                         | 0                                  | 0                                  | 0                               |
| Internal Service Charges                   | 24,669,874                         | 25,381,638                         | 26,197,908                      |
| <b>Fund Total</b>                          | <b>29,332,009</b>                  | <b>74,945,436</b>                  | <b>77,001,192</b>               |
| <b>Fund 5530 - FLEET MANAGEMENT FUND</b>   |                                    |                                    |                                 |
| REVENUES:                                  |                                    |                                    |                                 |
| Taxes                                      | 0                                  | 0                                  | 0                               |
| Licenses and Permits                       | 0                                  | 0                                  | 0                               |
| Intergovernmental Revenues                 | 0                                  | 0                                  | 0                               |
| Charges for Services                       | 0                                  | 0                                  | 0                               |
| Fines and Forfeitures                      | 0                                  | 0                                  | 0                               |
| Miscellaneous Revenues                     | 95,632                             | 62,150                             | 1,800                           |
| <b>Total Revenues</b>                      | <b>95,632</b>                      | <b>62,150</b>                      | <b>1,800</b>                    |
| 5% Statutory Deduction                     | 0                                  | -3,108                             | -90                             |
| <b>Net Revenues</b>                        | <b>95,632</b>                      | <b>59,042</b>                      | <b>1,710</b>                    |
| NON-REVENUES:                              |                                    |                                    |                                 |
| Interfund Transfers                        | 0                                  | 0                                  | 0                               |
| Bond / Loan Proceeds                       | 0                                  | 0                                  | 0                               |
| Fund Balance                               | 0                                  | 2,020,373                          | 1,600,000                       |
| Other Non-Revenues                         | 0                                  | 0                                  | 0                               |
| Internal Service Charges                   | 13,808,258                         | 14,384,926                         | 16,153,066                      |
| <b>Fund Total</b>                          | <b>13,903,890</b>                  | <b>16,464,341</b>                  | <b>17,754,776</b>               |

## Summary of Revenues by Fund

|                                         | FY 2005-06<br>Prior Year<br>Actual | FY 2006-07<br>Budget<br>at 3/31/07 | FY 2007-08<br>Adopted<br>Budget |
|-----------------------------------------|------------------------------------|------------------------------------|---------------------------------|
| <b>Fund 5540 - EMPLOYEE BENEFITS</b>    |                                    |                                    |                                 |
| REVENUES:                               |                                    |                                    |                                 |
| Taxes                                   | 0                                  | 0                                  | 0                               |
| Licenses and Permits                    | 0                                  | 0                                  | 0                               |
| Intergovernmental Revenues              | 0                                  | 0                                  | 0                               |
| Charges for Services                    | 0                                  | 0                                  | 0                               |
| Fines and Forfeitures                   | 0                                  | 0                                  | 0                               |
| Miscellaneous Revenues                  | 945,554                            | 800,978                            | 1,106,100                       |
| <b>Total Revenues</b>                   | <b>945,554</b>                     | <b>800,978</b>                     | <b>1,106,100</b>                |
| 5% Statutory Deduction                  | 0                                  | -32,776                            | -55,305                         |
| <b>Net Revenues</b>                     | <b>945,554</b>                     | <b>768,202</b>                     | <b>1,050,795</b>                |
| NON-REVENUES:                           |                                    |                                    |                                 |
| Interfund Transfers                     | 0                                  | 0                                  | 0                               |
| Bond / Loan Proceeds                    | 0                                  | 0                                  | 0                               |
| Fund Balance                            | 0                                  | 19,147,275                         | 24,520,000                      |
| Other Non-Revenues                      | 0                                  | 0                                  | 0                               |
| Internal Service Charges                | 58,033,172                         | 82,807,632                         | 96,004,183                      |
| <b>Fund Total</b>                       | <b>58,978,726</b>                  | <b>102,723,109</b>                 | <b>121,574,978</b>              |
| <b>Fund 5550 - GRAPHIC REPRODUCTION</b> |                                    |                                    |                                 |
| REVENUES:                               |                                    |                                    |                                 |
| Taxes                                   | 0                                  | 0                                  | 0                               |
| Licenses and Permits                    | 0                                  | 0                                  | 0                               |
| Intergovernmental Revenues              | 0                                  | 0                                  | 0                               |
| Charges for Services                    | 0                                  | 0                                  | 0                               |
| Fines and Forfeitures                   | 0                                  | 0                                  | 0                               |
| Miscellaneous Revenues                  | 0                                  | 0                                  | 0                               |
| <b>Total Revenues</b>                   | <b>0</b>                           | <b>0</b>                           | <b>0</b>                        |
| 5% Statutory Deduction                  | 0                                  | 0                                  | 0                               |
| <b>Net Revenues</b>                     | <b>0</b>                           | <b>0</b>                           | <b>0</b>                        |
| NON-REVENUES:                           |                                    |                                    |                                 |
| Interfund Transfers                     | 41,198                             | 0                                  | 0                               |
| Bond / Loan Proceeds                    | 0                                  | 0                                  | 0                               |
| Fund Balance                            | 0                                  | 0                                  | 0                               |
| Other Non-Revenues                      | 0                                  | 0                                  | 0                               |
| Internal Service Charges                | 0                                  | 0                                  | 0                               |
| <b>Fund Total</b>                       | <b>41,198</b>                      | <b>0</b>                           | <b>0</b>                        |

## Summary of Revenues by Fund

|                                                     | FY 2005-06<br>Prior Year<br>Actual | FY 2006-07<br>Budget<br>at 3/31/07 | FY 2007-08<br>Adopted<br>Budget |
|-----------------------------------------------------|------------------------------------|------------------------------------|---------------------------------|
| <b>Fund 7000 - 7000 LEVEL (FEDERAL) GRANT FUNDS</b> |                                    |                                    |                                 |
| REVENUES:                                           |                                    |                                    |                                 |
| Taxes                                               | 0                                  | 0                                  | 0                               |
| Licenses and Permits                                | 0                                  | 0                                  | 0                               |
| Intergovernmental Revenues                          | 58,490,225                         | 104,322,062                        | 48,528,151                      |
| Charges for Services                                | 12                                 | 0                                  | 0                               |
| Fines and Forfeitures                               | 0                                  | 0                                  | 0                               |
| Miscellaneous Revenues                              | 5,555,993                          | 5,888,801                          | 5,289,046                       |
| <b>Total Revenues</b>                               | <b>64,046,230</b>                  | <b>110,210,863</b>                 | <b>53,817,197</b>               |
| 5% Statutory Deduction                              | 0                                  | 0                                  | 0                               |
| <b>Net Revenues</b>                                 | <b>64,046,230</b>                  | <b>110,210,863</b>                 | <b>53,817,197</b>               |
| NON-REVENUES:                                       |                                    |                                    |                                 |
| Interfund Transfers                                 | 16,124                             | 1,893,663                          | 1,733,196                       |
| Bond / Loan Proceeds                                | 0                                  | 0                                  | 0                               |
| Fund Balance                                        | 0                                  | 4,377,974                          | 0                               |
| Other Non-Revenues                                  | 0                                  | -7,529,133                         | 0                               |
| Internal Service Charges                            | 0                                  | 0                                  | 0                               |
| <b>Fund Total</b>                                   | <b>64,062,354</b>                  | <b>108,953,367</b>                 | <b>55,550,393</b>               |
| <b>Fund 8000 - 8000 LEVEL (STATE) GRANT FUNDS</b>   |                                    |                                    |                                 |
| REVENUES:                                           |                                    |                                    |                                 |
| Taxes                                               | 0                                  | 0                                  | 0                               |
| Licenses and Permits                                | 0                                  | 0                                  | 0                               |
| Intergovernmental Revenues                          | 11,346,565                         | 45,138,098                         | 5,268,145                       |
| Charges for Services                                | 1,417                              | 0                                  | 0                               |
| Fines and Forfeitures                               | 0                                  | 0                                  | 0                               |
| Miscellaneous Revenues                              | 95,506                             | 0                                  | 0                               |
| <b>Total Revenues</b>                               | <b>11,443,487</b>                  | <b>45,138,098</b>                  | <b>5,268,145</b>                |
| 5% Statutory Deduction                              | 0                                  | 0                                  | 0                               |
| <b>Net Revenues</b>                                 | <b>11,443,487</b>                  | <b>45,138,098</b>                  | <b>5,268,145</b>                |
| NON-REVENUES:                                       |                                    |                                    |                                 |
| Interfund Transfers                                 | 518,199                            | 973,372                            | 1,179,155                       |
| Bond / Loan Proceeds                                | 0                                  | 0                                  | 0                               |
| Fund Balance                                        | 0                                  | 348,849                            | 0                               |
| Other Non-Revenues                                  | 0                                  | -551,939                           | 0                               |
| Internal Service Charges                            | 0                                  | 0                                  | 0                               |
| <b>Fund Total</b>                                   | <b>11,961,686</b>                  | <b>45,908,380</b>                  | <b>6,447,300</b>                |
| <b>Grand Total</b>                                  | <b>2,352,461,602</b>               | <b>3,503,222,836</b>               | <b>3,421,686,729</b>            |