



Architectural Testing

STRUCTURAL TEST REPORT

Rendered to:

HURD MILLWORK COMPANY, INC.
520 South Whelen Avenue
Medford, Wisconsin 54451

Report No: 06-30148.01
Test Dates: 01/26/01
Report Date: 01/30/01
Expiration Date: 01/26/05

Series/Model: DH1-SNF-AL-WD

Type: Aluminum Clad Fixed Transom

Test Procedure:

ASTM E 283-91, "Standard Test Method for Determining the Rate of Air Leakage Through Exterior Windows, Curtain Walls and Doors Under Specified Pressure Differences Across the Specimen."

ASTM E 331-96, "Standard Test Method for Water Penetration of Exterior Windows, Curtain Walls and Doors by Uniform Static Air Pressure Difference."

ASTM E 330-97, "Standard Test Method for Structural Performance of Exterior Windows, Curtain Walls and Doors by Uniform Static Air Pressure Difference."

ASTM F 588-97, "Standard Test Methods for Measuring the Forced Entry Resistance of Window Assemblies, Excluding Glazing Impact."

Test Results Summary:

Air infiltration @ 1.57 psf	< 0.30 cfm/ft ²
Water Penetration @ 12.0 psf	PASS
Permanent Set @ 120.0 psf Structural (DP80)	< 0.4 % of span
Forced Entry Resistance	Grade 10

Test Specimen Description:

Overall Size: 45 -1/2" wide by 29 -1/2" high

Sash Size: 42 -7/16" wide by 26 -3/4" high

Overall Area: 9.32 ft²

Finish: The exterior was white aluminum cladding, and the interior was natural wood.

5906 Saxon Avenue
Schofield, WI 54476
phone: 715.241.8624
fax: 715.241.8425
www.testati.com

**Test Specimen Description:(con't)**

Glazing: The inoperable sash was glazed with nominal 3/4" insulating glass consisting of two sheets of single strength clear annealed glass and a 9/16" thick Intercept spacer. The glass was set from the interior against a continuous silicone backed and wood glazing beads at the interior which were secured with 3/4" wire nails located 6" to 8" on center.


Frame Construction: The molded pine members were square cut, dadoed, sealed with silicone and secured with three (3) 1/2" by 1 -1/2" crown staples, per corner. Extruded aluminum cladding was employed at the exterior utilizing mitered, corner keyed, and silicone sealed corners with one(1) #6 by 1 -1/2" screw per corner. The cladding was also fastened to the perimeter of the frame with 1/8" by 1/2" crown staples, spaced 8" on center. Interior jamb extensions were square cut with three (3) 2 -1/2" wire nails per corner. The interior jamb extensions were fastened to the frame members with one (1) corrugated fastener and one (1) 2 -1/2" wire nail every 10".

Sash Construction: The molded pine members with exterior roll formed aluminum cladding utilized open mortise and tenon construction with two (2) 1 -1/4" long wire nails per corner. The sash was set into the frame from the interior against a continuous two sided adhesive closed cell foam tape. Wood sash stops were employed at the interior and were secured with two (2) 1/8" by 1 -1/8" crown staples, spaced 12" on center,

Installation: The test specimen was installed into a nominal 2 x 6 wood buck. The interior side of the applied nailing flange was sealed to the wood buck and secured with 2" long roofing nails, spaced approximately 4" on center.

Test Results:


<u>Title of Test</u>	<u>Results</u>	<u>Allowed</u>
Air Infiltration (ASTM E 283-91)		
@ 1.57 psf (25 mph)	<0.01 cfm/ft ²	0.30 cfm/ft ²
@ 6.24 psf (50 mph)	<0.01 cfm/ft ²	-----
Water Penetration (ASTM E 331-96)		
@ 12.0 psf (69 mph)	No entry	No entry
Uniform Load Structural (ASTM E 330-97)		
Horizontal Sash Rail		
@ 120.0 psf (positive)	0.010"	0.4% of L = 0.167"
@ 120.0 psf (negative)	<0.001"	0.4% of L = 0.167"
Forced Entry Resistance (ASTM F 588-97)		
Grade 10	Meets as stated	Meets as stated



Design Pressure Rating: For use in locations adhering to the S.B.C.C.I., S.F.B.C., S.F.B.C. Broward Edition, and where the pressure requirements as determined by ASCE 7 minimum design loads for buildings and other structures does not exceed design pressure ratings listed above.

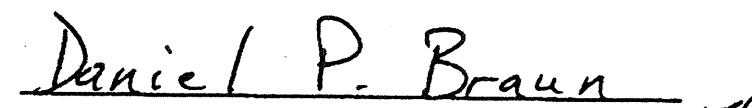
Detailed drawings and a copy of this report will be retained by ATI for a period of four years. The above results were secured by using the designated test methods and they indicate compliance with the performance requirements of the above referenced specification. This report does not constitute certification of this product which may only be granted by the certification program administrator.

ARCHITECTURAL TESTING, INC.


Tim R. Quast
Regional Manager

06-30148

ARCHITECTURAL TESTING, INC


Daniel P. Braun
Vice President, Regional Operations