

#8 x 5/8" PH

50 PSF

Engineering Design Investigation Reports

Special Inspector Services Registered in Florida

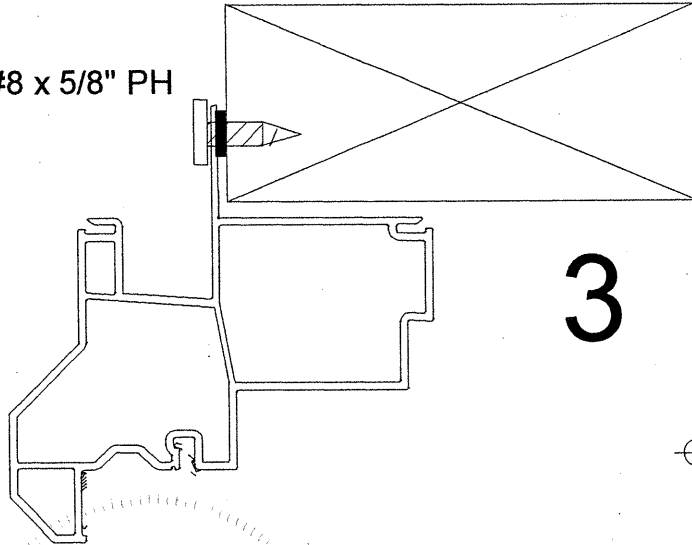
RAMESH PATEL, P.E.

Consulting Engineer

P.O. Box 6695 (33807-6695)
5300 South Florida Avenue G-8
Lakeland, FL 33813

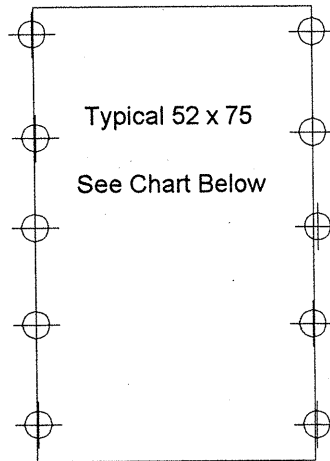
Phone: 863-646-0919
Fax: 863-646-7801

Daytona: 386-255-3245
Tampa: 813-681-6844
Orlando: 407-422-6536



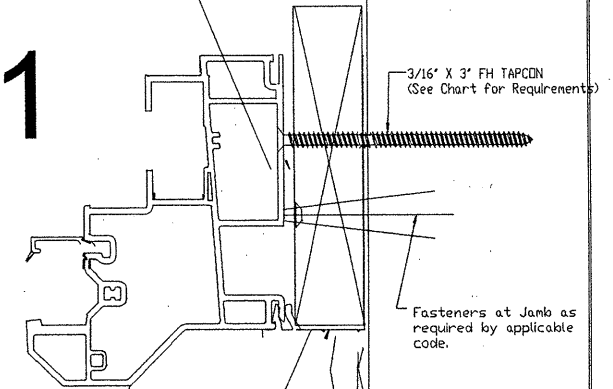
3

Ramesh Patel P.E.
4/11/02



Shim window into buck as required for installation.

1

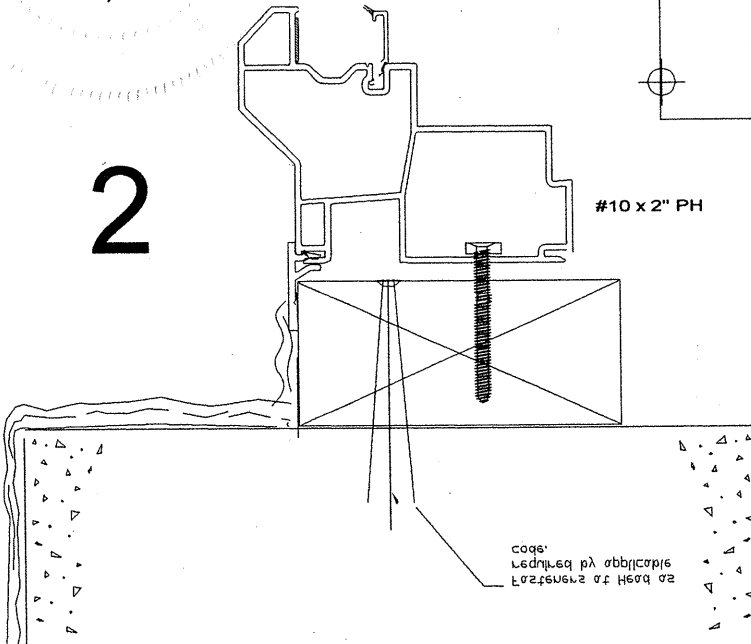


3/16" X 3" FH TAPCON (See Chart for Requirements)

Fasteners at Jamb as required by applicable code.

Place 3/8" nominal bead of sealant around face of buck before installing window with attached flange.

2



#10 x 2" PH


code
required by applicable
code

Window Fastener Requirements

1 For window units smaller than 49" high, use (3) 3/16" x 3" FH TAPCON fasteners in each jamb. Beginning 6" from the head and sill with the middle fastener slightly above the center. For window units larger than 49" high, use (5)

2 For window units smaller than 49" high, use (3) #10 x 2" fasteners in each jamb. Beginning 6" from the head and sill with the middle fastener slightly above the center. For window units larger than 49" high, use (5)

3 #8 x 5/8" PH screws, 2" from each corner and 6" OC

 Specialty Windows of Florida, Inc.
5520 Industrial Blvd.
Pensacola, Florida 32503

Name:

Drawn by: Date:

R. Bradley 03/27/2002

Part DWG No. **1900 Installation**