



A+ Plan
for
Grading Florida's
Public Schools



SCHOOL ACCOUNTABILITY RULE

- Statutory Requirements
 - High Performance
 - Learning Gains
 - Adequate Progress of Lowest 25%




FACTORS in School Grades

- Use of FCAT Data in Grades 3-10
- Focus on Student Growth
- Focus on Low Performing Students in Reading
- Must test 90% of Eligible Students, 95% for an A





Grading Scale

- A - At least 410 Points
- B - At least 380 Points
- C - At least 320 Points
- D - At least 280 Points
- F - Less than 280 Points



How are points calculated?


- One point for each percent of students earning...
 - **High Performance**
 - Reading, Math, Writing
 - **Learning Gains**
 - Reading, Math
 - **Adequate Progress of Lowest 25%**
 - Reading



How are points calculated?

- High Performance


- Reading % at Levels 3 - 5
- Math % at Levels 3 - 5
- Writing % at Scores 3.5 - 6



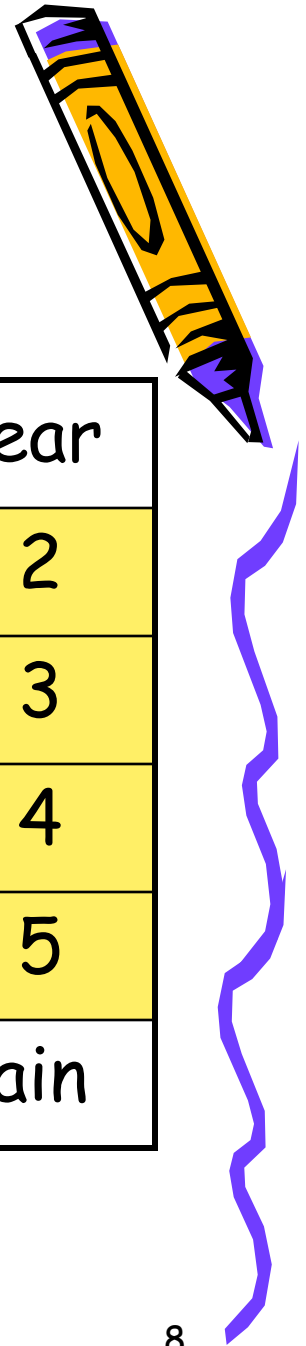
How are points calculated?

- **Learning Gains**

- Compare last year's scores to this year's scores in
 - Reading
 - Math
- Grades 4-10 (follows individual students from one year to next)
- Calculated 3 ways




Learning Gain Scores Reading and Math



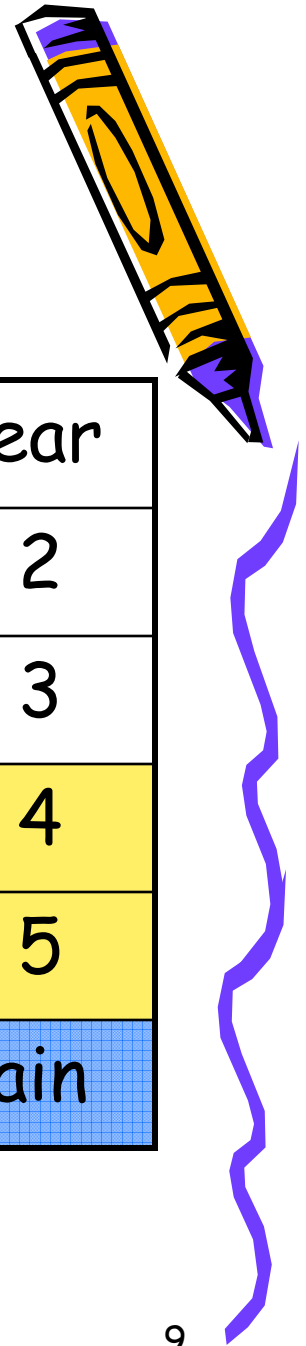
1. Did the student's FCAT level improve one or more levels?

Last year	This year
Level 1	Level 2
Level 2	Level 3
Level 3	Level 4
Level 4	Level 5
Level 3,4,5	Maintain




Learning Gain Scores

Reading and Math



2. Did the student's FCAT level improve or stay a level 3, 4, or 5?

Last year	This year
Level 1	Level 2
Level 2	Level 3
Level 3	Level 4
Level 4	Level 5
Level 3,4,5	Maintain



Learning Gain Scores Reading and Math



3. Did the student remain a level 1 or 2?

Did the student make adequate progress?

Last year	This year
Very Low Level 1	Very High Level 1
Very Low Level 2	Very High Level 2

(One year's growth is based on Developmental Scale Scores.)



Adequate Progress of Lowest 25% in Reading



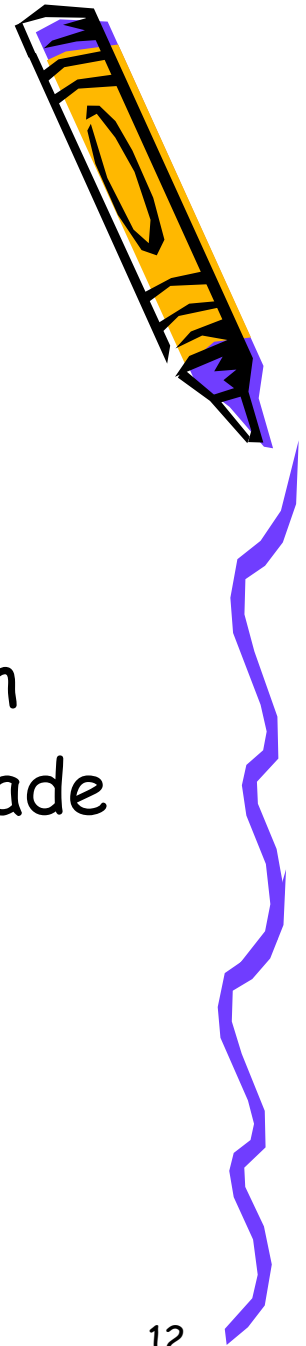

- Compare last year's FCAT Reading Developmental Scale Scores to this year's
- Identify Lowest 25% from last year's test
- Did at least half of the Lowest 25% make Learning Gains?
 - In order to keep a grade of "A" schools must meet this requirement or drop to a "B."



* Applies to students scoring at Levels 1-3

Adequate Progress of Lowest 25% in Reading

- 50% Must Make Adequate Progress or Face Sanctions to School
 - First Year~ School Improvement Plan
 - Second Year~ Reduced one letter grade IF schools earn points for a grade of "B" or "C" but do not meet this requirement





School Grades 2003 - 04

t Document

Writing

Math Gn.

Math Perf

Read Gn Low 25%

Rd Gn.

Read Perf

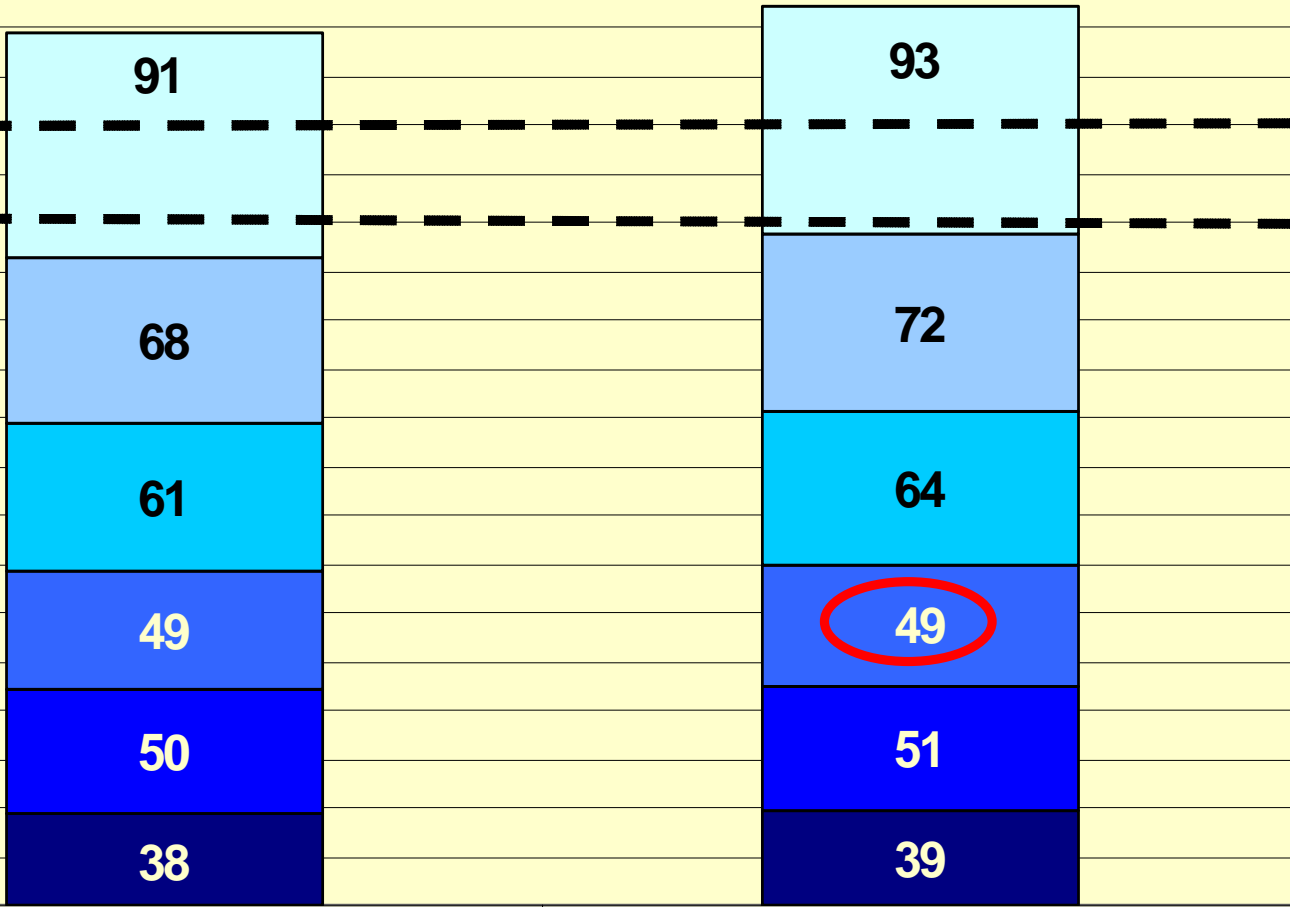
A

B

C

D

F



2003

2004

Edgewater



School Grades 2003 - 04

t Document

Writing

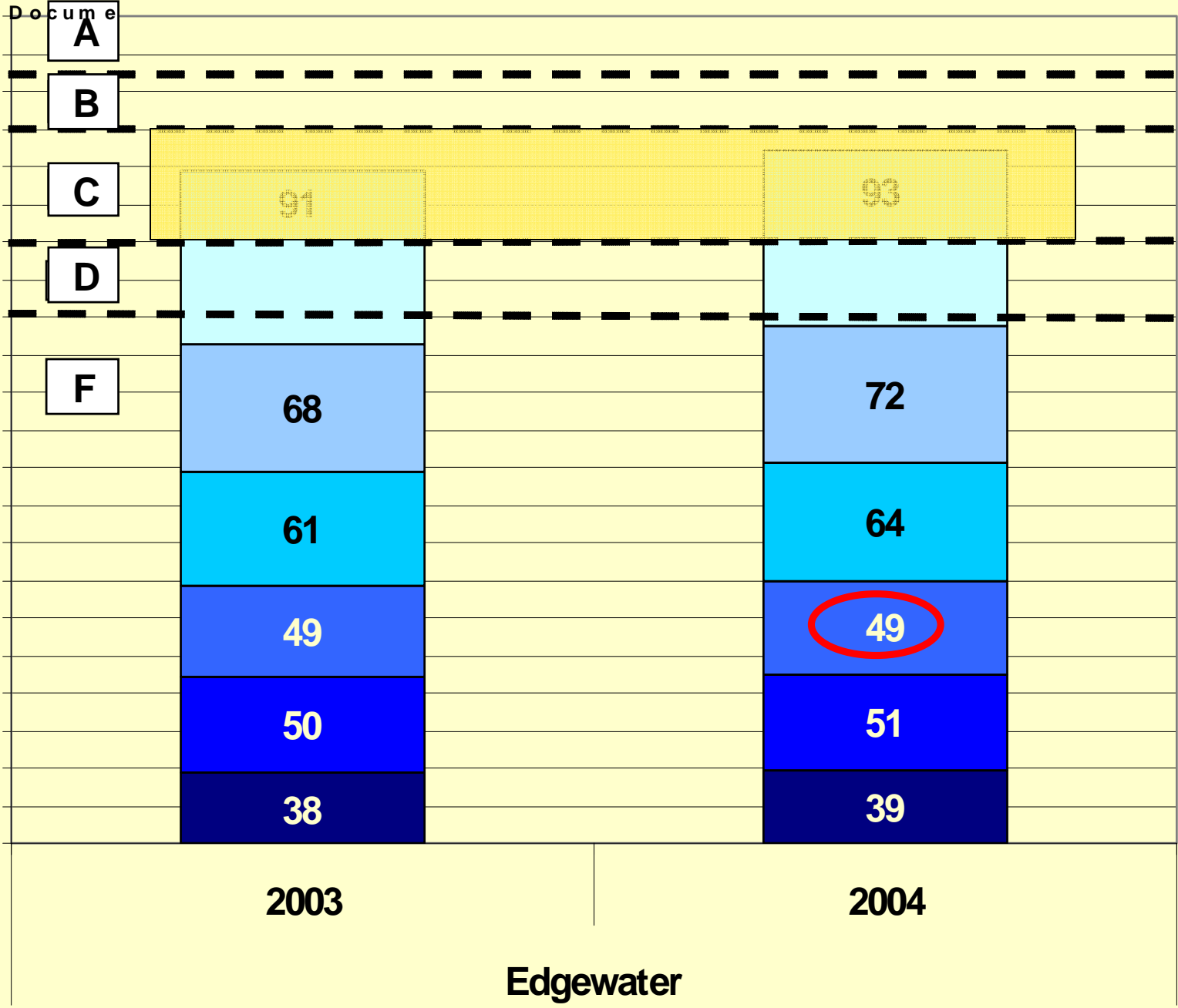
Math Gn.

Math Perf

Read Gn Low 25%

Rd Gn.

Read Perf



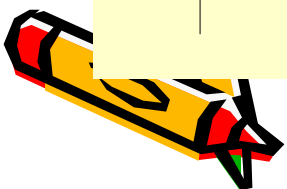
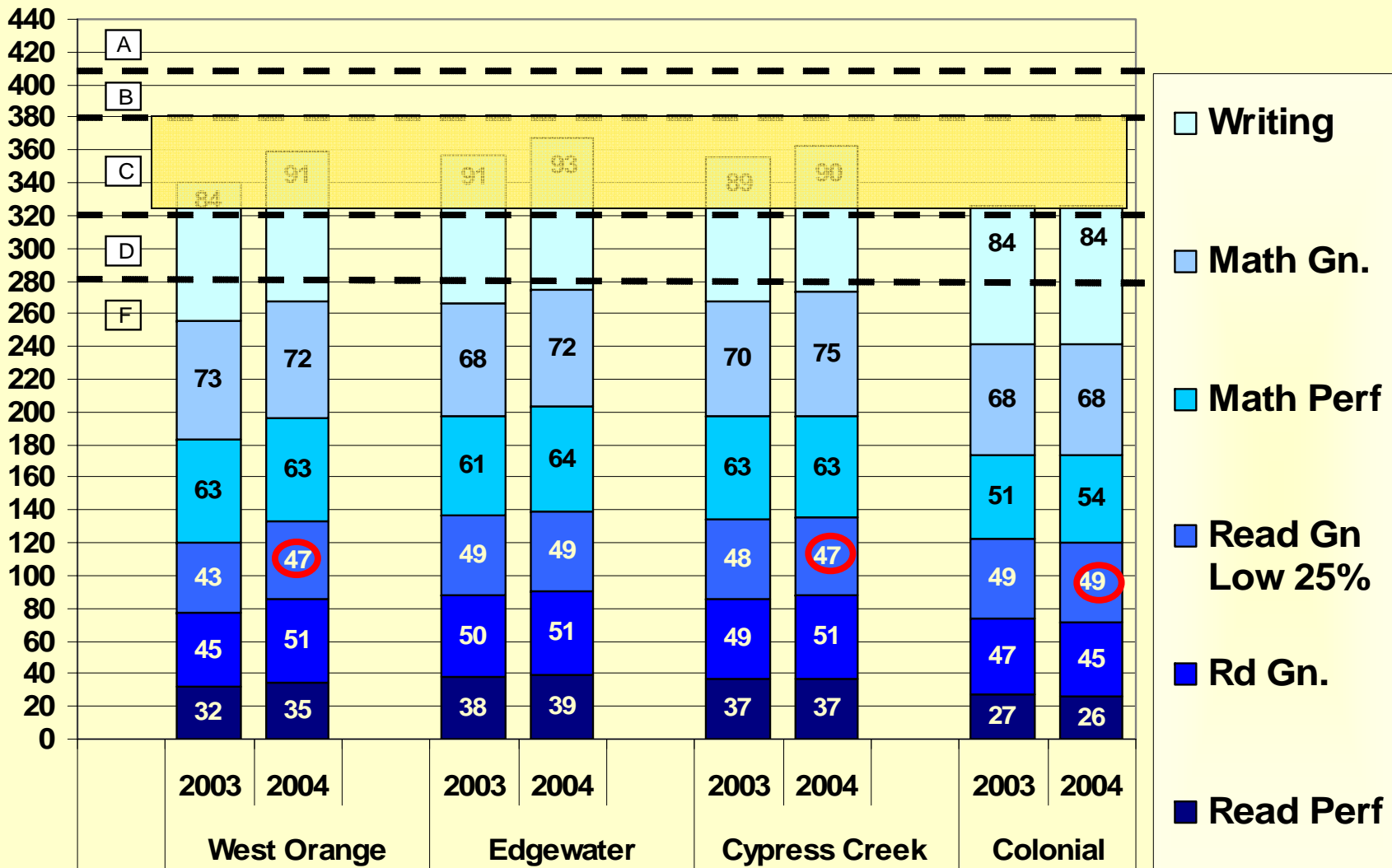
2003

2004

Edgewater

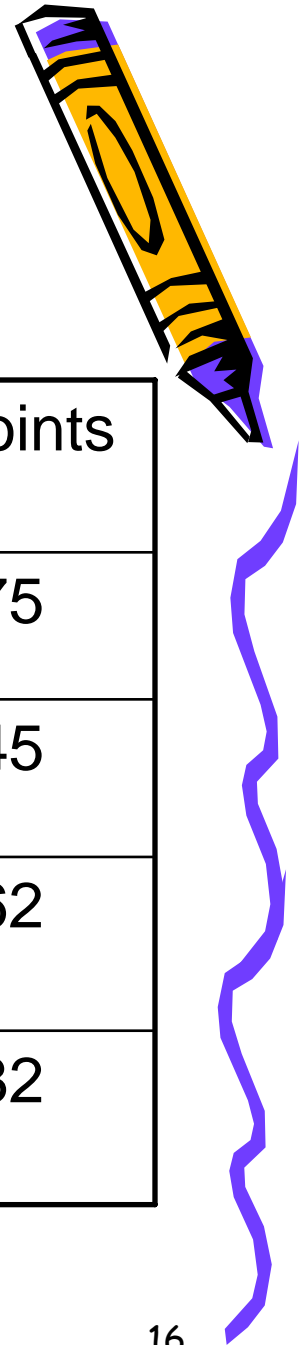



School Grades 2003 2004



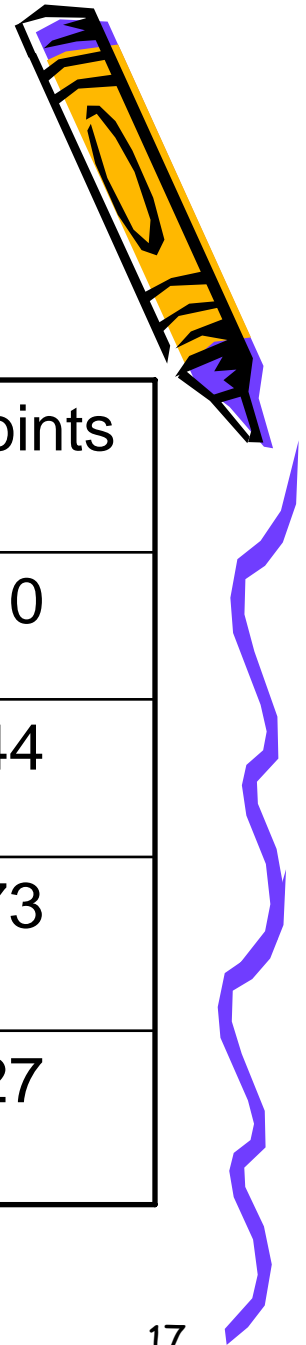

Two Examples of Variations between “A” Schools

<i>School with “A” for 6 years</i>	Reading	Math	Writing	Points
% Making High Performance	90%	90%	95%	275
% Making Learning Gains	69%	76%		145
Progress of Low 25% in School	62% Yes			62
<i>Total Grade Points</i>	221	166	95	482 A



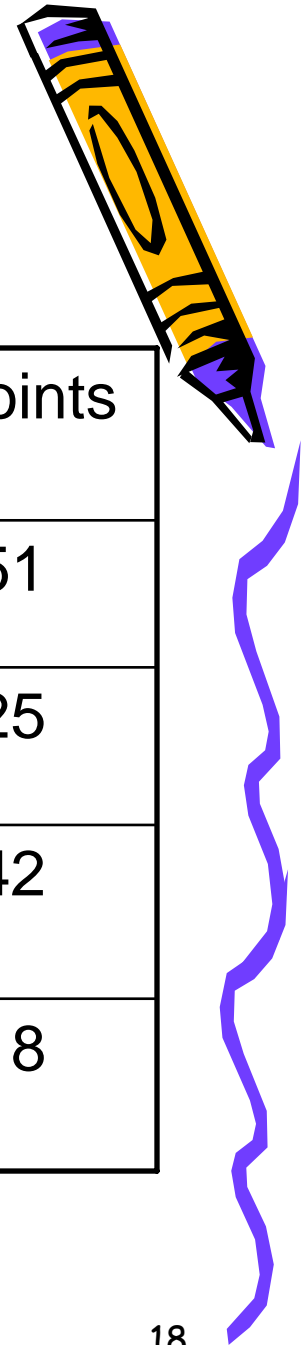

Two Examples of Variations between “A” Schools

<i>School with “A” for 1 year</i>	Reading	Math	Writing	Points
% Making High Performance	54%	70%	86%	210
% Making Learning Gains	66%	78%		144
Progress of Low 25% in School	73% Yes			73
<i>Total Grade Points</i>	193	148	86	427 A




Example of a “D” School

<i>School with “D” for 4 years</i>	Reading	Math	Writing	Points
% Making High Performance	46%	33%	72%	151
% Making Learning Gains	57%	68%		125
Progress of Low 25% in School	42% No			42
<i>Total Grade Points</i>	145	101	72	318 D



Grading Scale


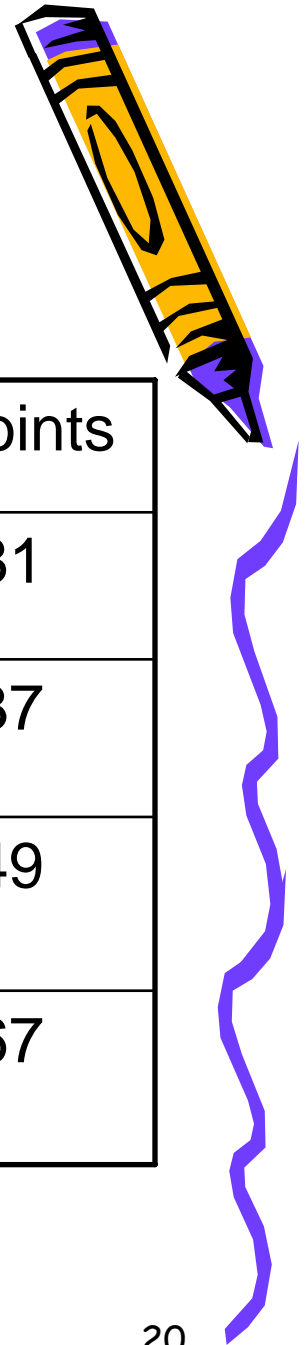
- A - At least 410 Points
- B - At least 380 Points
- C - At least 320 Points
- D - At least 280 Points
- F - Less than 280 Points



What goes into a School's Grade?

Example School

	Reading	Math	Writing	Points
% Making High Performance	60%	53%	68%	181
% Making Learning Gains	68%	69%		137
Progress of Low 25% in School	49% No			49
<i>Total Grade Points</i>	177	122	68	367 C


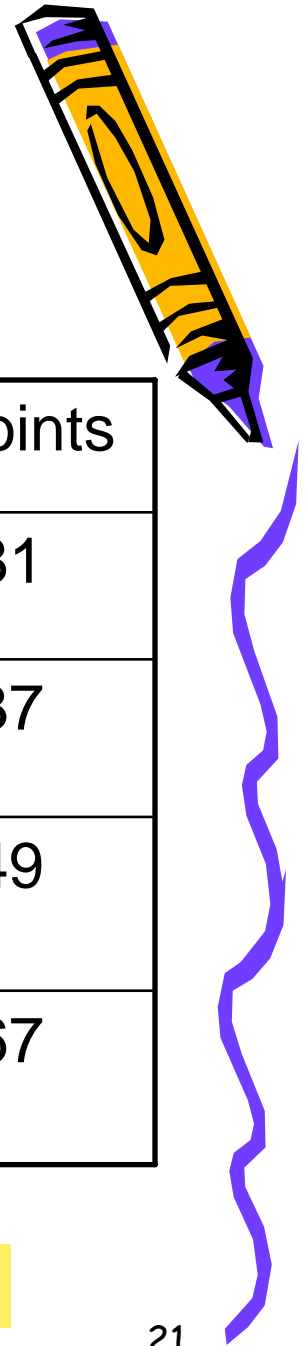


Example School

50%

	Reading	Math	Writing	Points
% Making High Performance	60%	53%	68%	181
% Making Learning Gains	68%	69%		137
Progress of Low 25% in School	49% No			49
<i>Total Grade Points</i>	177	122	68	367 C

One half of the grade is based on Reading.



Example School

33%

	Reading	Math	Writing	Points
% Making High Performance	60%	53%	68%	181
% Making Learning Gains	68%	69%		137
Progress of Low 25% in School	49% No			49
<i>Total Grade Points</i>	177	122	68	367 C

One third of the grade is based on Math.

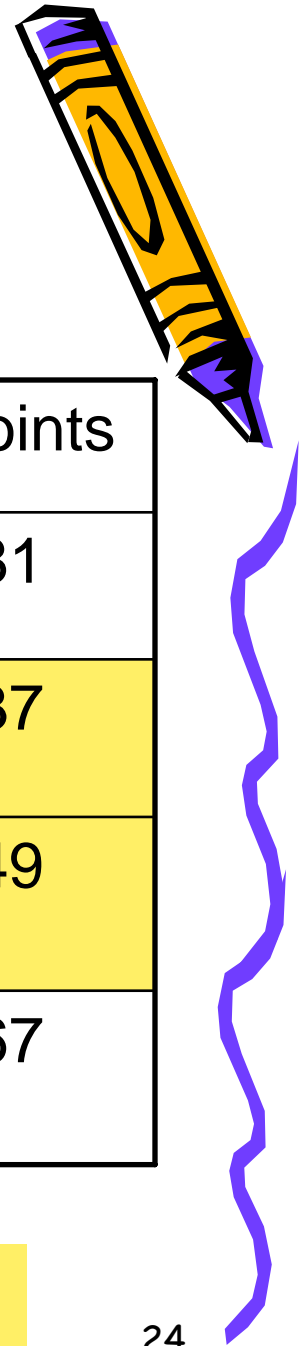
Example School

16.67%

	Reading	Math	Writing	Points
% Making High Performance	60%	53%	68%	181
% Making Learning Gains	68%	69%		137
Progress of Low 25% in School	49% No			49
<i>Total Grade Points</i>	177	122	68	367 C

One sixth of the grade is based on Writing.

Example School



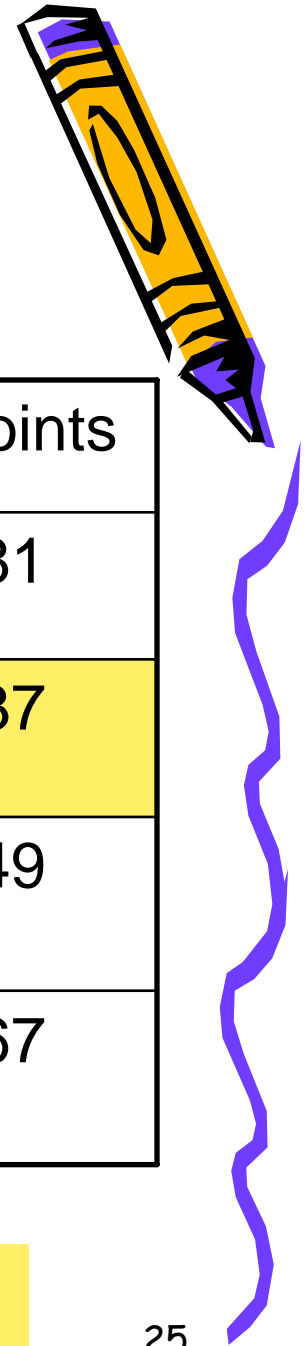
50%

	Reading	Math	Writing	Points
% Making High Performance	60%	53%	68%	181
% Making Learning Gains	68%	69%		137
Progress of Low 25% in School	49% No			49
<i>Total Grade Points</i>	177	122	68	367 C



One half of the grade is based on students improving their scores.

Example School



33%


	Reading	Math	Writing	Points
% Making High Performance	60%	53%	68%	181
% Making Learning Gains	68%	69%		137
Progress of Low 25% in School	49% No			49
<i>Total Grade Points</i>	177	122	68	367 C



One third of the grade is based on the improvement of ALL students.



Who Were **Excluded** from **2004** Grade Calculations ?

- Students Not Enrolled in School at the beginning of October and February
- ESE Students
 - Except Gifted, Speech, and Hospital-Homebound Students
- LEP Students for less than 2 Years



Who Are **Excluded** from **2005** Grade Calculations ?

- Students Not Enrolled in School at the beginning of October and February




Who Will Be **Included** in **2005** Grade Calculations?



High Performance


- All Standard Curriculum students
- ESE Students coded Gifted, Speech and/or Hospital/ Homebound
- LEP Students for more than 2 years



Who Will Be Included in 2005 Grade Calculations?


Learning Gains and Adequate Progress of Lowest 25%

- All Standard Curriculum students
- All ESE Students
- All LEP students





Sanctions for all "F" Schools

- Assistance Plus Plan between
 - State Board of Education
 - District School Board
 - Schools with a grade of "F"



Sanctions for all "F" Schools

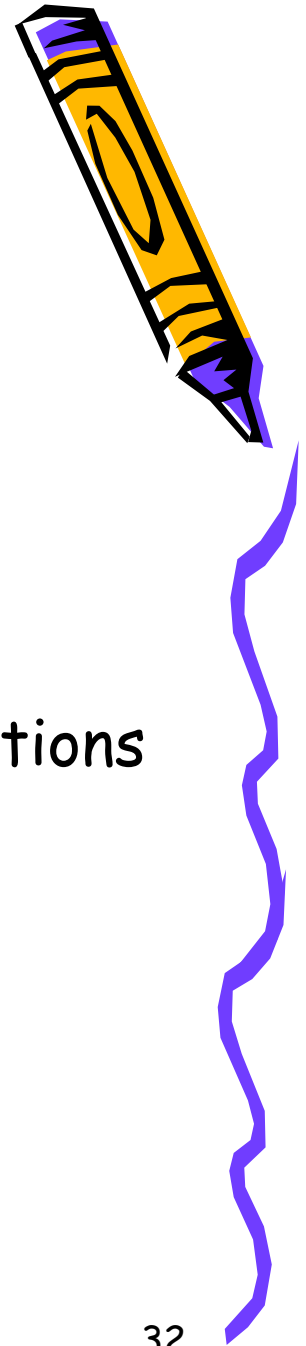
- *Requirements*
 - School Improvement Plan
 - Approved by State
 - Assistance and Intervention
 - For schools with grades of "D" and "F"



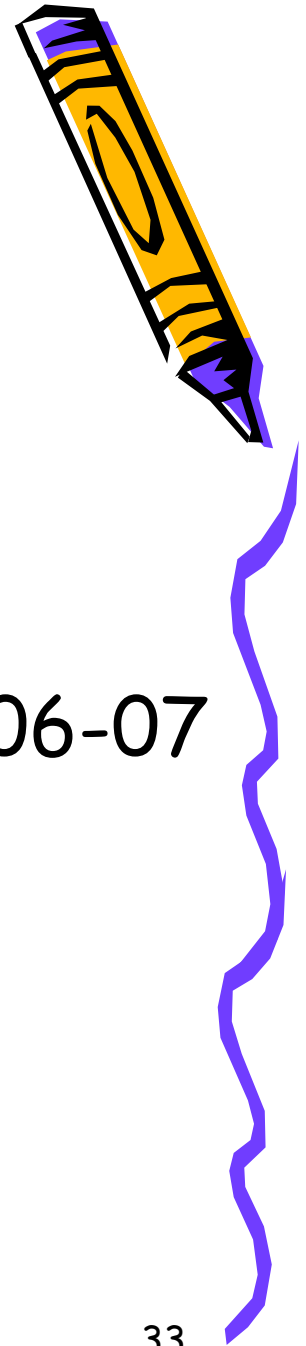
More Sanctions for Repeat "F" Schools

- *Requirements*

- Opportunity Scholarships and Public School Choice
 - Parent Notification of School Choice Options within 48 hours of grade designation
- Close Double F Charter Schools
- Community Oversight Committee
 - Monitor and report quarterly



Revisions of Grading Rule



Future Changes

- Science Added in 2006-07
- Writing Based on 4 and above in 2006-07

